

**FY 2024 FINANCIAL PLAN**  
**(In Thousand Pesos)**

**Department** : State Universities and Colleges (SUCs)  
**Agency/Entity** : Batangas State University  
**Operating Unit** : < not applicable >  
**Organization Code (UACS)** : 08 038 0000000

Particulars	UACS CODE	Current Year's Obligation				Budget Year Obligation Program										
		Actual Jan.1 - Sept.30	Estimate Oct.1 - Dec.31	Total	Total	GAAAO (ANNEX A)					FOR ISSUANCE OF GARO / SARO					
						Quarter 1	Quarter 2	Quarter 3	Quarter 4	Sub Total	Quarter 1	Quarter 2	Quarter 3	Quarter 4	Sub Total	
1	2	3	4	5=3+4	6=11+16	7	8	9	10	11=7+8+9+10	12	13	14	15	16=12+13+14+15	
I. Budget Year / Appropriations		967,532	583,658	1,551,190	2,055,990	148,387	527,833	136,318	164,348	976,886	5,178	520,315	126,534	427,077	1,079,104	
General Administration and Support	1000000000000000	41,035	61,607	102,642	134,959	13,274	14,354	12,261	15,334	55,223	5,178	5,178	34,691	34,689	79,736	
General Management and Supervision	1000001000010000	39,702	13,247	52,949	54,086	13,274	14,354	12,261	14,197	54,086	0	0	0	0	0	
PS		20,799	7,486	28,285	28,337	6,396	7,841	6,012	8,088	28,337	0	0	0	0	0	
MOOE		18,903	5,781	24,684	25,749	6,878	6,513	6,249	6,109	25,749	0	0	0	0	0	
Administration of Personnel Benefits	1000001000020000	1,333	48,360	49,693	80,873	0	0	0	1,137	1,137	5,178	5,178	34,691	34,689	79,736	
PS		1,333	48,360	49,693	80,873	0	0	0	1,137	1,137	5,178	5,178	34,691	34,689	79,736	
Support to Operations	2000000000000000	4,145	3,770	7,915	6,148	1,329	1,626	1,275	1,918	6,148	0	0	0	0	0	
Auxiliary Services	2000001000010000	4,145	3,770	7,915	6,148	1,329	1,626	1,275	1,918	6,148	0	0	0	0	0	
PS		3,641	3,278	6,919	5,134	1,126	1,426	1,126	1,456	5,134	0	0	0	0	0	
MOOE		504	492	996	1,014	203	200	149	462	1,014	0	0	0	0	0	
Operations	3000000000000000	922,352	518,281	1,440,633	1,914,883	133,784	511,853	122,782	147,096	915,515	0	515,137	91,843	432,388	999,368	
HIGHER EDUCATION PROGRAM	3101000000000000	908,996	512,438	1,421,434	1,894,818	129,338	506,048	118,518	141,546	895,450	0	475,137	91,843	432,388	999,368	
Provision of Higher Education Services	3101001000020000	374,616	147,547	522,163	575,450	129,338	186,048	118,518	141,546	575,450	0	0	0	0	0	
PS		298,129	116,991	415,120	427,570	91,211	121,307	91,031	124,021	427,570	0	0	0	0	0	
MOOE		76,487	30,556	107,043	120,230	38,127	37,091	27,487	17,525	120,230	0	0	0	0	0	
CO		0	0	0	27,650	0	27,650	0	0	27,650	0	0	0	0	0	
Project(s)		534,380	364,891	899,271	1,279,368	0	320,000	0	0	320,000	0	475,137	91,843	432,388	999,368	
Locally-Funded Project(s)		534,380	364,891	899,271	1,279,368	0	320,000	0	0	320,000	0	515,137	91,843	392,388	999,368	
Free Higher Education	3101002000220000	499,441	359,801	859,242	922,368	0	0	0	0	0	0	475,137	65,843	381,388	922,368	
MOOE		499,441	359,801	859,242	922,368	0	0	0	0	0	0	475,137	65,843	381,388	922,368	
Increase in carrying capacity of Nursing and Allied Health Programs	3101002000230000	11,579	1,603	13,182	0	0	0	0	0	0	0	0	0	0	0	
MOOE		0	1,603	1,603	0	0	0	0	0	0	0	0	0	0	0	
CO		11,579	0	11,579	0	0	0	0	0	0	0	0	0	0	0	
Construction of Three ( 3 ) Storey Learning Center Building, BatStateU San Juan	3101002000240000	23,306	0	23,306	20,000	0	20,000	0	0	20,000	0	0	0	0	0	
CO		23,306	0	23,306	20,000	0	20,000	0	0	20,000	0	0	0	0	0	
Completion of Five (5) Storey Technohub, KIST Park	3101002000240000	0	0	0	300,000	0	300,000	0	0	300,000	0	0	0	0	0	
CO		0	0	0	300,000	0	300,000	0	0	300,000	0	0	0	0	0	
Construction of Multi-Purpose Building (Dormitory)	3101002000240000	0	0	0	40,000	0	0	0	0	0	0	0	0	40,000	0	
CO		0	0	0	40,000	0	0	0	0	0	0	0	0	40,000	0	

**Department** : State Universities and Colleges (SUCs)  
**Agency/Entity** : Batangas State University  
**Operating Unit** : < not applicable >  
**Organization Code (UACS)** : 08 038 0000000

Particulars	UACS CODE	Current Year's Obligation			Budget Year Obligation Program											
		Actual Jan.1 - Sept.30	Estimate Oct.1 - Dec.31	Total	Total	GAAAO (ANNEX A)					FOR ISSUANCE OF GARO / SARO					
						Quarter 1	Quarter 2	Quarter 3	Quarter 4	Sub Total	Quarter 1	Quarter 2	Quarter 3	Quarter 4	Sub Total	
1	2	3	4	5=3+4	6=11+16	7	8	9	10	11=7+8+9+10	12	13	14	15	16=12+13+14+15	
Tulong Dunong Program	310100200025000	0	1,300	1,300	4,000	0	0	0	0	0	0	0	0	4,000	0	4,000
MOOE		0	1,300	1,300	4,000	0	0	0	0	0	0	0	0	4,000	0	4,000
Capacity Development on Futures Thinking and Strategic Foresight	310100200026000	0	0	0	2,000	0	0	0	0	0	0	0	0	1,000	1,000	2,000
MOOE		0	0	0	2,000	0	0	0	0	0	0	0	0	1,000	1,000	2,000
Higher Education Research and Innovation Project	310100200027000	54	1,187	1,241	0	0	0	0	0	0	0	0	0	0	0	0
MOOE		54	1,187	1,241	0	0	0	0	0	0	0	0	0	0	0	0
Increase in Carrying Capacity of the College of Medicine	310100200028000	0	0	0	20,000	0	0	0	0	0	0	0	0	15,000	5,000	20,000
MOOE		0	0	0	10,000	0	0	0	0	0	0	0	0	10,000	0	10,000
CO		0	0	0	10,000	0	0	0	0	0	0	0	0	5,000	5,000	10,000
Financial Assistance to Athletes	310100200029000	0	1,000	1,000	0	0	0	0	0	0	0	0	0	0	0	0
MOOE		0	1,000	1,000	0	0	0	0	0	0	0	0	0	0	0	0
National Engineering Education Development (NEED) Program	310100200032000	0	0	0	10,000	0	0	0	0	0	0	0	0	5,000	5,000	10,000
MOOE		0	0	0	10,000	0	0	0	0	0	0	0	0	5,000	5,000	10,000
Financial Assistance to Athletes and Athletic Program	310100200033000	0	0	0	1,000	0	0	0	0	0	0	0	0	1,000	0	1,000
MOOE		0	0	0	1,000	0	0	0	0	0	0	0	0	1,000	0	1,000
ADVANCED EDUCATION PROGRAM	320100000000000	6,404	3,407	9,811	10,042	2,130	2,841	2,132	2,939	10,042	0	0	0	0	0	0
Provision of Advanced Education Services	320100100001000	6,404	3,407	9,811	10,042	2,130	2,841	2,132	2,939	10,042	0	0	0	0	0	0
PS		6,233	3,326	9,559	9,785	2,090	2,791	2,089	2,815	9,785	0	0	0	0	0	0
MOOE		171	81	252	257	40	50	43	124	257	0	0	0	0	0	0
RESEARCH PROGRAM	320200000000000	4,508	1,447	5,955	6,123	1,434	1,717	1,326	1,646	6,123	0	0	0	0	0	0
Conduct of Research Services	320200100001000	4,508	1,447	5,955	6,123	1,434	1,717	1,326	1,646	6,123	0	0	0	0	0	0
PS		2,281	868	3,149	3,266	694	929	692	951	3,266	0	0	0	0	0	0
MOOE		2,227	579	2,806	2,857	740	788	634	695	2,857	0	0	0	0	0	0
TECHNICAL ADVISORY EXTENSION PROGRAM	330100000000000	2,444	989	3,433	3,900	882	1,247	806	965	3,900	0	0	0	0	0	0
Provision of Extension Services	330100100001000	2,444	989	3,433	3,900	882	1,247	806	965	3,900	0	0	0	0	0	0
PS		1,804	868	2,472	2,922	625	835	624	838	2,922	0	0	0	0	0	0
MOOE		640	321	961	978	257	412	182	127	978	0	0	0	0	0	0
II. Automatic Appropriations		31,677	15,709	47,386	42,434	0	0	0	0	0	10,610	10,609	10,610	10,605	42,434	
Retirement and Life Insurance Premiums		31,677	15,709	47,386	42,434	0	0	0	0	0	10,610	10,609	10,610	10,605	42,434	
General Administration and Support	100000000000000	1,874	540	2,414	2,195	0	0	0	0	0	549	549	549	548	2,195	
General Management and Supervision	100000100001000	1,874	540	2,414	2,195	0	0	0	0	0	549	549	549	548	2,195	

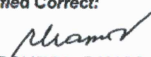
**Department** : State Universities and Colleges (SUCs)  
**Agency/Entity** : Batangas State University  
**Operating Unit** : < not applicable >  
**Organization Code (UACS)** : 08 038 0000000


Particulars	UACS CODE	Current Year's Obligation				Budget Year Obligation Program										
		Actual Jan.1 - Sept.30	Estimate Oct.1 - Dec.31	Total	Total	GAAAO (ANNEX A)					FOR ISSUANCE OF GARO / SARO					
						Quarter 1	Quarter 2	Quarter 3	Quarter 4	Sub Total	Quarter 1	Quarter 2	Quarter 3	Quarter 4	Sub Total	
1	2	3	4	5=3+4	6=11+16	7	8	9	10	11=7+8+9+10	12	13	14	15	16=12+13+14+15	
PS		1,874	540	2,414	2,195	0	0	0	0	0	549	549	549	548	2,195	
Support to Operations	2000000000000000	281	174	455	366	0	0	0	0	0	92	91	92	91	366	
Auxiliary Services	200000100001000	281	174	455	366	0	0	0	0	0	92	91	92	91	366	
PS		281	174	455	366	0	0	0	0	0	92	91	92	91	366	
Operations	3000000000000000	29,522	14,995	44,517	39,873	0	0	0	0	0	9,969	9,969	9,969	9,966	39,873	
HIGHER EDUCATION PROGRAM	3101000000000000	28,471	14,555	43,026	38,302	0	0	0	0	0	9,576	9,576	9,576	9,574	38,302	
Provision of Higher Education Services	310100100002000	28,471	14,555	43,026	38,302	0	0	0	0	0	9,576	9,576	9,576	9,574	38,302	
PS		28,471	14,555	43,026	38,302	0	0	0	0	0	9,576	9,576	9,576	9,574	38,302	
ADVANCED EDUCATION PROGRAM	3201000000000000	631	321	952	976	0	0	0	0	0	244	244	244	244	976	
Provision of Advanced Education Services	320100100001000	631	321	952	976	0	0	0	0	0	244	244	244	244	976	
PS		631	321	952	976	0	0	0	0	0	244	244	244	244	976	
RESEARCH PROGRAM	3202000000000000	231	66	297	308	0	0	0	0	0	77	77	77	77	308	
Conduct of Research Services	320200100001000	231	66	297	308	0	0	0	0	0	77	77	77	77	308	
PS		231	66	297	308	0	0	0	0	0	77	77	77	77	308	
TECHNICAL ADVISORY EXTENSION PROGRAM	3301000000000000	189	53	242	287	0	0	0	0	0	72	72	72	71	287	
Provision of Extension Services	330100100001000	189	53	242	287	0	0	0	0	0	72	72	72	71	287	
PS		189	53	242	287	0	0	0	0	0	72	72	72	71	287	
III. Special Purpose Fund		23,548	0	23,548	0	0	0	0	0	0	0	0	0	0	0	
Miscellaneous Personnel Benefits Fund		11,904	0	11,904	0	0	0	0	0	0	0	0	0	0	0	
PS		11,904	0	11,904	0	0	0	0	0	0	0	0	0	0	0	
Pension and Gratuity Fund		11,644	0	11,644	0	0	0	0	0	0	0	0	0	0	0	
PS		11,644	0	11,644	0	0	0	0	0	0	0	0	0	0	0	
TOTAL, Current Year Budget / Appropriations		1,022,757	599,367	1,622,124	2,098,424	148,387	527,833	136,318	164,348	976,886	15,788	530,924	137,144	437,682	1,121,538	
PS		389,445	196,686	586,131	600,321	102,142	135,129	101,574	139,306	478,151	15,788	15,787	45,301	45,294	122,170	
MOOE		598,427	402,681	1,001,108	1,100,453	46,245	45,054	34,744	25,042	151,085	0	475,137	86,843	387,388	949,368	
FinEx		0	0	0	0	0	0	0	0	0	0	0	0	0	0	
CO		34,885	0	34,885	397,650	0	347,650	0	0	347,650	0	40,000	5,000	5,000	50,000	
Recapitulation by Program		951,874	533,276	1,485,150	1,594,756	133,784	191,853	122,782	147,096	595,515	9,969	485,106	101,812	402,354	999,241	
HIGHER EDUCATION PROGRAM	3101000000000000	937,467	526,993	1,464,460	1,573,120	129,338	186,048	118,518	141,546	575,450	9,576	484,713	101,419	401,962	997,670	
ADVANCED EDUCATION PROGRAM	3201000000000000	7,035	3,728	10,763	11,018	2,130	2,841	2,132	2,939	10,042	244	244	244	244	976	
RESEARCH PROGRAM	3202000000000000	4,739	1,513	6,252	6,431	1,434	1,717	1,326	1,646	6,123	77	77	77	77	308	


**Department** : State Universities and Colleges (SUCs)  
**Agency/Entity** : Batangas State University  
**Operating Unit** : < not applicable >  
**Organization Code (UACS)** : 08 038 0000000

Particulars	UACS CODE	Current Year's Obligation				Budget Year Obligation Program									
		Actual Jan.1 - Sept.30 3	Estimate Oct.1 - Dec.31 4	Total 5=3+4	Total 6=11+16	GAAAO (ANNEX A)					FOR ISSUANCE OF GARO / SARO				
						Quarter 1 7	Quarter 2 8	Quarter 3 9	Quarter 4 10	Sub Total 11=7+8+9+10	Quarter 1 12	Quarter 2 13	Quarter 3 14	Quarter 4 15	Sub Total 16=12+13+14+15
1	2	3	4	5=3+4	6=11+16	7	8	9	10	11=7+8+9+10	12	13	14	15	16=12+13+14+15
TECHNICAL ADVISORY EXTENSION PROGRAM	3301000000000000	2,633	1,042	3,675	4,187	882	1,247	806	965	3,900	72	72	72	71	287
IV. Continuing Appropriations		38,594	67,793	106,387	108,323	0	0	0	0	0	5,277	23,178	74,514	5,354	108,323
Operations	3000000000000000	38,594	67,793	106,387	108,323	0	0	0	0	0	5,277	23,178	74,514	5,354	108,323
HIGHER EDUCATION PROGRAM	3101000000000000	38,594	67,793	106,387	108,323	0	0	0	0	0	5,277	23,178	74,514	5,354	108,323
Provision of Higher Education Services	310100100002000	336	2,442	2,778	0	0	0	0	0	0	0	0	0	0	0
MOOE		336	0	336	0	0	0	0	0	0	0	0	0	0	0
CO		0	2,442	2,442	0	0	0	0	0	0	0	0	0	0	0
Project(s)		38,258	65,351	103,609	108,323	0	0	0	0	0	5,277	23,178	74,514	5,354	108,323
Locally-Funded Project(s)		38,258	65,351	103,609	108,323	0	0	0	0	0	5,277	23,178	74,514	5,354	108,323
Construction of Three (3) Storey Learning Center Building, BatStateU San Juan	310100200016000	0	0	0	1,694	0	0	0	0	0	0	0	1,694	0	1,694
CO		0	0	0	1,694	0	0	0	0	0	0	0	1,694	0	1,694
Infrastructure and Smart Campus Development, Operationalization of Face-to-Face Classes and Upgrading/Procurement of Equipment	310100200017000	33,153	48,747	81,900	0	0	0	0	0	0	0	0	0	0	0
MOOE		0	31,700	31,700	0	0	0	0	0	0	0	0	0	0	0
CO		33,153	17,047	50,200	0	0	0	0	0	0	0	0	0	0	0
Future Thinking Research on Engineering	310100200018000	1,376	2,620	3,996	0	0	0	0	0	0	0	0	0	0	0
MOOE		1,376	2,620	3,996	0	0	0	0	0	0	0	0	0	0	0
Increase in carrying capacity of Nursing and Allied Health Programs	310100200023000	3,729	8,962	12,691	37,870	0	0	0	0	0	3,777	5,919	22,820	5,354	37,870
MOOE		2,293	1,097	3,390	19,477	0	0	0	0	0	3,777	3,160	12,155	385	19,477
CO		1,436	7,865	9,301	18,393	0	0	0	0	0	0	2,759	10,665	4,969	18,393
Capacity Development on Futures Thinking and Strategic Foresight	310100200026000	0	0	0	2,000	0	0	0	0	0	1,000	1,000	0	0	2,000
MOOE		0	0	0	2,000	0	0	0	0	0	1,000	1,000	0	0	2,000
Higher Education Research and Innovation Project	310100200027000	0	0	0	1,759	0	0	0	0	0	500	1,259	0	0	1,759
MOOE		0	0	0	1,759	0	0	0	0	0	500	1,259	0	0	1,759
Increase in Carrying Capacity of the College of Medicine	310100200028000	0	5,022	5,022	65,000	0	0	0	0	0	0	15,000	50,000	0	65,000
MOOE		0	5,022	5,022	15,000	0	0	0	0	0	0	15,000	0	0	15,000
CO		0	0	0	50,000	0	0	0	0	0	0	0	50,000	0	50,000

This report was generated using the Unified Reporting System on January 19, 2024 7:34 PM; BED Level: 03 - GAA Level; Status : SUBMITTED

**Certified Correct:**  
  
 MR. ROMEO L. RAMOS  
 Budget Officer  
 Date: January 19, 2024 07:30 PM

**Certified Correct:**  
  
 MR. DANIEL JOHN F. FALO  
 Accountant  
 Date: January 19, 2024 07:30 PM

**Recommending Approval By:**  
  
 MR. ROMEO L. RAMOS  
 Director for Financial Services  
 Date: January 19, 2024 07:31 PM

**Approved By:**  
  
 DR. TIRSO A. RONQUILLO  
 Agency Head  
 Date: January 19, 2024 07:32 PM

This report was generated using the Unified Reporting System on January 19, 2024 7:34 PM; BED Level: 03 - GAA Level; Status : SUBMITTED