

QUARTERLY PHYSICAL REPORT OF OPERATION
As of the Quarter Ending from July 1, 2015 to September 30, 2015

Department : _____
 Agency : Batangas State University
 Operating Unit : _____
 Organization Code (UACS) : _____

Current Year Appropriations
 Supplemental Appropriations
 Continuing Appropriations
 Off-Budget Account

Particulars	UACS CODE	Physical Targets 2015					Physical Accomplishments 2015					Variance as of March 31, 2015	Remarks
		1st Quarter	2nd Quarter	3rd Quarter	4th Quarter	Total	1st Quarter	2nd Quarter	3rd Quarter	4th Quarter	Total		
1	2	3	4	5	6	7=(3+4+5+6)	8	9	10	11	12=(8+9+10+11)	13	14
Part A													
L. Operations													
MFO 1 - HIGHER EDUCATION SERVICES													
Total number of graduates			4018		578	4596		3523			3523	-1073	No target set for Q3
Percentage of total graduates that are in priority programs			12.50%		12.50%	12.50%		66.22%			66.22%	53.72%	No target set for Q3
Average passing percentage of licensure exams by the SUC graduates/national average percentage passing across all disciplines covered by the SUC		162.56%	135.68%	137.81%	165.32%	143.00%	145.30%	134.85%	130.77%		146.37%	3.37%	Q3 results are not final, pending release of September LET results.
Percentage of programs accredited at Level 1		4%	4%	0%	8%	16.00%	0.00%	6.00%	0.00%		6.00%	-10.00%	
Percentage of programs accredited at Level 2		2%	2%	5%	2%	11.00%	0.00%	0.00%	0.00%		0.00%	-11.00%	Levels II and III programs, respectively 5% and 2% were included by the AACUP in the waiting list for 2015 ASV requests.
Percentage of programs accredited at Level 3		1%	1%	2%	1%	5.00%	0.00%	0.00%	0.00%		0.00%	-5.00%	Levels II and III programs, respectively 5% and 2% were included by the AACUP in the waiting list for 2015 ASV requests.
Percentage of programs accredited at Level 4		4%	0%	0%	0%	4.00%	0.00%	0.00%	0.00%		0.00%	-4.00%	
Percentage of graduates in the mandated/priority programs graduated within the prescribed period			80.89%		5.82%	86.71%		60.46%			60.46%	-26.25%	No target set for Q3
MFO 2 - ADVANCED EDUCATION SERVICES													
Total number of graduates			27		41	68		95			95	27	No target set for Q3
Percentage of graduates engaged in employment within 6 months of graduation			95.00%		95.00%	95.00%		89.00%			89.00%	-6%	No target set for Q3
Percentage of students who rate timeliness of education delivery/supervision as good or better			100.00%		100.00%	100.00%		91.30%			91.30%	-8.70%	No target set for Q3
MFO 3 - RESEARCH SERVICES													
Number of research studies completed		3	3	3	3	12	3	3	3		9	-3	1st Quarter, 2nd Quarter and 3rd Quarter targets were 100% accomplished. However, -3 variance is accounted for the 4th Quarter
Percentage of research projects completed in last 3 years		25.00%	20.00%	20.00%	20.00%	85.00%	25.00%	20.00%	20.00%		65.00%	-20.00%	1st Quarter, 2nd Quarter and 3rd Quarter targets were 100% accomplished. However, -20% variance is accounted for the 4th Quarter
Percentage of research outputs published in recognized journal or submitted for patenting or patented		10.00%	10.00%	10.00%	10.00%	40.00%	8.33%	5.55%	35.29%		49.17%	9.17%	1st Quarter and 2nd Quarter accomplishment is below the target. However, the 3rd Quarter exceeded the target by 250%. There is a positive variance of 9.17% even if the 4th Quarter is still to be accomplished for.

[Handwritten Signature]


[Handwritten Signature]


QUARTERLY PHYSICAL REPORT OF OPERATION
As of the Quarter Ending from July 1, 2015 to September 30, 2015


Department : _____
 Agency : Batangas State University
 Operating Unit : _____
 Organization Code (UACS) : _____

	Current Year Appropriations
	Supplemental Appropriations
	Continuing Appropriations
	Off-Budget Account

Particulars	UACS CODE	Physical Targets 2015					Physical Accomplishments 2015					Variance as of March 31, 2015	Remarks
		1st Quarter	2nd Quarter	3rd Quarter	4th Quarter	Total	1st Quarter	2nd Quarter	3rd Quarter	4th Quarter	Total		
1	2	3	4	5	6	7=(3+4+5+6)	8	9	10	11	12=(8+9+10+11)	13	14
Percentage of research projects completed within the original project timeframe		30.00%	20.00%	30.00%	7.50%	87.50%	30.00%	20.00%	30.00%		80.00%	-7.50%	1st Quarter, 2nd Quarter and 3rd Quarter targets were 100% accomplished. However, -7.5% variance is accounted for the 4th Quarter
MFO 4 - TECHNICAL ADVISORY EXTENSION SERVICES													
Number of persons trained weighted by the length of training		2476	1238	1239	2476	7429	2672	1509	2892		7073	-356	233% accomplishment due to strong administrative support, dedicated faculty extensionist and students, strong linkages, research initiatives and enlightened communities
Number of persons provided with technical advice		2029	1014	1015	2029	6087	1971	1707	2381		6059	-28	235% accomplishment due to strong administrative support, dedicated faculty extensionists and students, strong linkages, research initiatives and enlightened communities. There are trainings scheduled for the 1st quarter that were re-scheduled for the 2nd quarter due to changes of schedule of target beneficiaries and cooperating agencies.
Percentage of trainees who rate the training course as good or better		85.00%	85.00%	85.00%	85.00%	85.00%	90.00%	86.00%	86.00%		87.33%	2.33%	101% accomplishment due to strong administrative support, dedicated faculty extensionists and students, strong linkages, research initiatives and enlightend communities
Percentage of clients who rate the advisory services as good or better		85.00%	85.00%	85.00%	85.00%	85.00%	90.00%	86.00%	86.00%		87.33%	2.33%	101% accomplishment due to strong administrative support, dedicated faculty extensionists and students, strong linkages, research initiatives and enlightend communities
Percentage of requests for training responded to within 3 days of request		86.00%	86.00%	86.00%	86.00%	86.00%	87.50%	85.70%	100.00%		91.07%	5.07%	116% accomplishment due to strong administrative support, dedicated faculty extensionists and students, strong linkages, research initiatives and enlightend communities
Percentage of requests for technical advice that are responded to within 3 days		86.00%	86.00%	86.00%	86.00%	86.00%	86.40%	100.00%	80.00%		88.80%	2.80%	93% accomplishment due to strong administrative support, dedicated faculty extensionists and students, strong linkages, research initiatives and enlightend communities
Percentage of persons who receive training or advisory services who rate timeliness of service delivery as good or better		83.00%	83.00%	83.00%	83.00%	83.00%	87.00%	85.00%	84.00%		85.33%	2.33%	101% accomplishment due to strong administrative support, dedicated faculty extensionists and students, strong linkages, research initiatives and enlightend communities

Prepared By:

 Atty. Jarvene Jared S. Cunanan
 Planning Officer
 Date: _____

In coordination with:

 Mrs. Marcelina Eva T. Rayos
 Budget Officer
 Date: _____

Approved by:

 Dr. Tirso A. Ronquillo
 Agency Head
 Date: _____