

QUARTERLY PHYSICAL REPORT OF OPERATION
As of the Quarter Ending from July 1, 2016 to September 30, 2016

BAR No. 1

Department : _____
Agency : Batangas State University
Operating Unit : _____
Organization Code (UACS) : _____

	Current Year Appropriations
	Supplemental Appropriations
	Continuing Appropriations
	Off-Budget Account

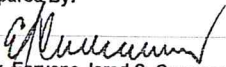
Particulars	UACS CODE	Physical Targets 2016					Physical Accomplishments 2016					Variance as of September 30, 2016	Remarks
		1st Quarter	2nd Quarter	3rd Quarter	4th Quarter	Total	1st Quarter	2nd Quarter	3rd Quarter	4th Quarter	Total		
1	2	3	4	5	6	7=(3+4+5+6)	8	9	10	11	12=(8+9+10+11)	13	14
Part A													
I. Operations													
MFO 1 - HIGHER EDUCATION SERVICES													
Total number of graduates			4026		580	4606		4385			4385	-221	There is no required target for this indicator during this quarter.
Percentage of total graduates that are in priority programs			70.47%		70.47%	70.47%		96.01%			96.01%	25.54%	There is no required target for this indicator during this quarter.
Average passing percentage of licensure exams by the SUC graduates/national average percentage passing across all disciplines covered by the SUC		145.30%	134.85%	130.77%	146.37%	152.43%	135.51%	156.06%	149.14%		161.78%	9.35%	LET result not yet included thus value is subject for modification in the next quarter.
Percentage of programs accredited at Level 1		0%	3%	5%	13%	21.00%	0.00%	5.00%	0.00%		5.00%	-16.00%	No survey visit for the 3rd Q. However, there is a target request to AACUP for the last quarter of a total of 24 programs or 20%, which is more than the 16% deficit.
Percentage of programs accredited at Level 2		0%	0%	0%	2%	2.00%	0.00%	0.83%	0.00%		0.83%	-1.17%	There is no required target for this indicator during this quarter. No survey visit for the 3rd Q. However, there is a target request to AACUP for the last quarter of a total of 6 programs or 5%, which is more than the 1.17% deficit.
Percentage of programs accredited at Level 3		0%	0%	0%	3%	3.00%	0.00%	0.00%	0.00%		0.00%	-3.00%	There is no required target for this indicator during this quarter. No survey visit for the 3rd Q. However, there is a target request to AACUP for the last quarter of a total of 4 programs or 3%, which is equal to the 3% deficit.
Percentage of programs accredited at Level 4		0%	0%	0%	3%	3.00%	4.00%	0.00%	0.00%		4.00%	1.00%	There is no required target for this indicator during this quarter.
Percentage of graduates in the mandated/priority programs graduated within the prescribed period			83.80%		2.67%	86.47%		71.94%			71.94%	-14.53%	There is no required target for this indicator during this quarter.
MFO 2 - ADVANCED EDUCATION SERVICES													
Total number of graduates			92		13	105		149			149	44	There is no required target for this indicator during this quarter.
Percentage of graduates engaged in employment within 6 months of graduation					92.40%	92.40%					0.00%	-92%	There is no required target for this indicator during this quarter.
Percentage of students who rate timeliness of education delivery/supervision as good or better			94.76%		94.76%	94.76%		94.50%			94.50%	-0.26%	There is no required target for this indicator during this quarter.
MFO 3 - RESEARCH SERVICES													
Number of research studies completed		3	3	3	3	12	3	3	3		9	-3	
Percentage of research projects completed in last 3 years		25.00%	20.00%	20.00%	20.00%	85.00%	25.00%	20.00%	20.00%		65.00%	-20.00%	


QUARTERLY PHYSICAL REPORT OF OPERATION
As of the Quarter Ending from July 1, 2016 to September 30, 2016


Department : _____
 Agency : Batangas State University
 Operating Unit : _____
 Organization Code (UACS) : _____

	Current Year Appropriations
	Supplemental Appropriations
	Continuing Appropriations
	Off-Budget Account

Particulars	UACS CODE	Physical Targets 2016					Physical Accomplishments 2016					Variance as of September 30, 2016	Remarks
		1st Quarter	2nd Quarter	3rd Quarter	4th Quarter	Total	1st Quarter	2nd Quarter	3rd Quarter	4th Quarter	Total		
1	2	3	4	5	6	7=(3+4+5+6)	8	9	10	11	12=(8+9+10+11)	13	14
Percentage of research outputs published in recognized journal or submitted for patenting or patented		10.00%	10.00%	10.00%	10.00%	40.00%	48.27%	3.23%	12.90%		64.40%	24.40%	
Percentage of research projects completed within the original project timeframe		30.00%	20.00%	30.00%	7.50%	87.50%	30.00%	30.00%	30.00%		90.00%	2.50%	
MFO 4 - TECHNICAL ADVISORY EXTENSION SERVICES													
Number of persons trained weighted by the length of training		2551	1275	1275	2551	7652	3740	1706.5	1015		6461.5	-1190.5	Only 79.61% accomplishment was met due to the changed schedule of opening of classes from June to August. Hence, less number of extension projects were implemented
Number of persons provided with technical advice		2090	1045	1045	2090	6270	2953	1387	806		5146	-1124	Only 77.13% accomplishment was met due to the changed schedule of opening of classes from June to August. Hence, less number of extension projects were implemented
Percentage of trainees who rate the training course as good or better		86.00%	86.00%	86.00%	86.00%	86.00%	92.00%	94.00%	96.00%		94.00%	8.00%	109% accomplishment due to strong administrative support, dedicated faculty extensionists and students, strong linkages, research initiatives and enlightened communities
Percentage of clients who rate the advisory services as good or better		86.00%	86.00%	86.00%	86.00%	86.00%	92.00%	94.00%	96.00%		94.00%	8.00%	109% accomplishment due to strong administrative support, dedicated faculty extensionists and students, strong linkages, research initiatives and enlightened communities
Percentage of requests for training responded to within 3 days of request		87.00%	87.00%	87.00%	87.00%	87.00%	87.50%	100.00%	75.00%		87.50%	0.50%	Only 86.21% accomplishment was met due to the changed schedule of opening of classes from June to August. Hence, less number of extension projects were implemented
Percentage of requests for technical advice that are responded to within 3 days		86.00%	86.00%	86.00%	86.00%	86.00%	100.00%	100.00%	100.00%		100.00%	14.00%	116% accomplishment due to strong administrative support, dedicated faculty extensionists and students, strong linkages, research initiatives and enlightened communities
Percentage of persons who receive training or advisory services who rate timeliness of service delivery as good or better		84.00%	84.00%	84.00%	84.00%	84.00%	88.00%	89.00%	92.00%		89.67%	5.67%	106% accomplishment due to strong administrative support, dedicated faculty extensionists and students, strong linkages, research initiatives and enlightened communities

Prepared By:

 Atty. Earvene Jared S. Cunanan
 Planning Officer
 Date: _____

In coordination with:

 Mrs. Marcelina Eva T. Rayos
 Budget Officer
 Date: _____

Approved by:

 Dr. Tirso A. Ronquillo
 Agency Head
 Date: _____