



Outcome Indicator										
1. Number of research outputs in the last three years utilized by the industry or by other beneficiaries		17	2	19	✓ 19	13	2	2	2	0
Output Indicators										
1. Number of research outputs completed within the year		9	4	13	✓ 12	2	2	4	4	-1
2. Percentage of research outputs published in internationally-refereed or CHED recognized journal within the year		38.23%	14.70%	52.93%	✓ 5%	1%	1%	3%	0%	-47.93%
OO : Community engagement increased	33010000000000									
TECHNICAL ADVISORY EXTENSION PROGRAM										
Outcome Indicator										
1. Number of active partnerships with LGUs, industries, NGOs, NGAs, SMEs, and other stakeholders as a result of extension activities		83	21	104	✓ 116	38	20	20	38	12
Output Indicators										
1. Number of trainees weighted by the length of training		4,658.75	3,223.25	7882	✓ 9235	3,078	1,540	1,539	3,078	1353
2. Number of extension programs organized and supported consistent with the SUC's mandated and priority programs		170	150	320	✓ 332	110	56	56	110	12
3. Percentage of beneficiaries who rate the training course/s and advisory services as satisfactory or higher in terms of quality and relevance		97.70%	95%	96%	✓ 95.50%	95.50%	95.50%	95.50%	95.50%	-0.83%

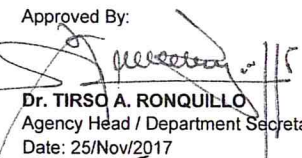
Prepared By:


Mrs. MYRNA A. COLIAT
 Planning Services Head / Planning Officer
 Date: 25/Nov/2017

In coordination with:


Mr. ROMEO L. RAMOS
 Financial Services Head / Budget Officer
 Date: 25/Nov/2017

Approved By:


Dr. TIRSO A. RONQUILLO
 Agency Head / Department Secretary
 Date: 25/Nov/2017