

MONTHLY REPORT OF DISBURSEMENTS

For the month of November 2019

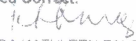
Department : State Universities and Colleges (SUCs)  
 Agency/Entity : Batangas State University  
 Operating Unit : < not applicable >  
 Organization Code : 08 038 000000  
 Fund Cluster : 01 Regular Agency Fund


Particulars	Current Year Budget					Prior Year's Budget											Trust Liabilities				Grand Total					Remarks	
	PS	MOOE	FinEx	CO	TOTAL	Prior Year's Accounts Payable					Current Year's Accounts Payable						SUB-TOTAL	PS	MOOE	CO	TOTAL	PS	MOOE	FinEx	CO		TOTAL
						PS	MOOE	FinEx	CO	Sub-Total	PS	MOOE	FinEx	CO	Sub-Total	PS											
1	2	3	4	5	6=(2+3+4+5)	7	8	9	10	11=(7+8+9+10)	12	13	14	15	16=(12+13+14+15)	17=(11+16)	18=(6+17)	19	20	21	22=(19+20+21)	23	24	25	26	27=(23+24+25+26)	28
CASH DISBURSEMENTS	45,145,456.48	9,497,930.58	0.00	12,780,796.75	67,404,183.81	0.00	0.00	0.00	0.00	0.00	0.00	0.00	0.00	0.00	0.00	0.00	67,404,183.81	0.00	0.00	0.00	0.00	45,145,456.48	9,497,930.58	0.00	12,780,796.75	67,404,183.81	
Notice of Cash Allocation (NCA)	45,145,456.48	9,497,930.58	0.00	12,780,796.75	67,404,183.81	0.00	0.00	0.00	0.00	0.00	0.00	0.00	0.00	0.00	0.00	0.00	67,404,183.81	0.00	0.00	0.00	0.00	45,145,456.48	9,497,930.58	0.00	12,780,796.75	67,404,183.81	
MDS Checks Issued	14,062,681.09	9,497,930.58	0.00	12,780,796.75	36,321,408.42	0.00	0.00	0.00	0.00	0.00	0.00	0.00	0.00	0.00	0.00	0.00	36,321,408.42	0.00	0.00	0.00	0.00	14,062,681.09	9,497,930.58	0.00	12,780,796.75	36,321,408.42	
Advice to Debit Account	31,082,775.39	0.00	0.00	0.00	31,082,775.39	0.00	0.00	0.00	0.00	0.00	0.00	0.00	0.00	0.00	0.00	0.00	31,082,775.39	0.00	0.00	0.00	0.00	31,082,775.39	0.00	0.00	0.00	31,082,775.39	
Notice of Transfer Allocations (NTA)	0.00	0.00	0.00	0.00	0.00	0.00	0.00	0.00	0.00	0.00	0.00	0.00	0.00	0.00	0.00	0.00	0.00	0.00	0.00	0.00	0.00	0.00	0.00	0.00	0.00	0.00	0.00
MDS Checks Issued	0.00	0.00	0.00	0.00	0.00	0.00	0.00	0.00	0.00	0.00	0.00	0.00	0.00	0.00	0.00	0.00	0.00	0.00	0.00	0.00	0.00	0.00	0.00	0.00	0.00	0.00	0.00
Advice to Debit Account	0.00	0.00	0.00	0.00	0.00	0.00	0.00	0.00	0.00	0.00	0.00	0.00	0.00	0.00	0.00	0.00	0.00	0.00	0.00	0.00	0.00	0.00	0.00	0.00	0.00	0.00	0.00
Working Fund for FAPs	0.00	0.00	0.00	0.00	0.00	0.00	0.00	0.00	0.00	0.00	0.00	0.00	0.00	0.00	0.00	0.00	0.00	0.00	0.00	0.00	0.00	0.00	0.00	0.00	0.00	0.00	0.00
Cash Disbursement Ceiling (CDC)	0.00	0.00	0.00	0.00	0.00	0.00	0.00	0.00	0.00	0.00	0.00	0.00	0.00	0.00	0.00	0.00	0.00	0.00	0.00	0.00	0.00	0.00	0.00	0.00	0.00	0.00	0.00
<b>TOTAL CASH DISBURSEMENTS</b>	<b>45,145,456.48</b>	<b>9,497,930.58</b>	<b>0.00</b>	<b>12,780,796.75</b>	<b>67,404,183.81</b>	<b>0.00</b>	<b>0.00</b>	<b>0.00</b>	<b>0.00</b>	<b>0.00</b>	<b>0.00</b>	<b>0.00</b>	<b>0.00</b>	<b>0.00</b>	<b>0.00</b>	<b>0.00</b>	<b>67,404,183.81</b>	<b>0.00</b>	<b>0.00</b>	<b>0.00</b>	<b>0.00</b>	<b>45,145,456.48</b>	<b>9,497,930.58</b>	<b>0.00</b>	<b>12,780,796.75</b>	<b>67,404,183.81</b>	
NON-CASH DISBURSEMENTS	2,940,504.83	60,566.40	0.00	964,799.92	3,965,871.15	0.00	0.00	0.00	0.00	0.00	0.00	0.00	0.00	0.00	0.00	0.00	3,965,871.15	0.00	0.00	0.00	0.00	2,940,504.83	60,566.40	0.00	964,799.92	3,965,871.15	
Tax Remittance Advices Issued (TRA)	2,940,504.83	60,566.40	0.00	964,799.92	3,965,871.15	0.00	0.00	0.00	0.00	0.00	0.00	0.00	0.00	0.00	0.00	0.00	3,965,871.15	0.00	0.00	0.00	0.00	2,940,504.83	60,566.40	0.00	964,799.92	3,965,871.15	
Non-Cash Availment Authority (NCAA)	0.00	0.00	0.00	0.00	0.00	0.00	0.00	0.00	0.00	0.00	0.00	0.00	0.00	0.00	0.00	0.00	0.00	0.00	0.00	0.00	0.00	0.00	0.00	0.00	0.00	0.00	0.00
Disbursements effected through outright deductions from claims (please specify...)	0.00	0.00	0.00	0.00	0.00	0.00	0.00	0.00	0.00	0.00	0.00	0.00	0.00	0.00	0.00	0.00	0.00	0.00	0.00	0.00	0.00	0.00	0.00	0.00	0.00	0.00	0.00
Overpayment of expenses(e.g. personnel benefits)	0.00	0.00	0.00	0.00	0.00	0.00	0.00	0.00	0.00	0.00	0.00	0.00	0.00	0.00	0.00	0.00	0.00	0.00	0.00	0.00	0.00	0.00	0.00	0.00	0.00	0.00	0.00
Restitution for loss of government property	0.00	0.00	0.00	0.00	0.00	0.00	0.00	0.00	0.00	0.00	0.00	0.00	0.00	0.00	0.00	0.00	0.00	0.00	0.00	0.00	0.00	0.00	0.00	0.00	0.00	0.00	0.00
Liquidated damages and similar claims	0.00	0.00	0.00	0.00	0.00	0.00	0.00	0.00	0.00	0.00	0.00	0.00	0.00	0.00	0.00	0.00	0.00	0.00	0.00	0.00	0.00	0.00	0.00	0.00	0.00	0.00	0.00
Others(TEF, BTR-Documentary Stamp Tax, etc.)	0.00	0.00	0.00	0.00	0.00	0.00	0.00	0.00	0.00	0.00	0.00	0.00	0.00	0.00	0.00	0.00	0.00	0.00	0.00	0.00	0.00	0.00	0.00	0.00	0.00	0.00	0.00
<b>TOTAL NON-CASH DISBURSEMENTS</b>	<b>2,940,504.83</b>	<b>60,566.40</b>	<b>0.00</b>	<b>964,799.92</b>	<b>3,965,871.15</b>	<b>0.00</b>	<b>0.00</b>	<b>0.00</b>	<b>0.00</b>	<b>0.00</b>	<b>0.00</b>	<b>0.00</b>	<b>0.00</b>	<b>0.00</b>	<b>0.00</b>	<b>0.00</b>	<b>3,965,871.15</b>	<b>0.00</b>	<b>0.00</b>	<b>0.00</b>	<b>0.00</b>	<b>2,940,504.83</b>	<b>60,566.40</b>	<b>0.00</b>	<b>964,799.92</b>	<b>3,965,871.15</b>	
<b>GRAND TOTAL</b>	<b>48,085,961.31</b>	<b>9,558,496.98</b>	<b>0.00</b>	<b>13,725,596.67</b>	<b>71,370,054.96</b>	<b>0.00</b>	<b>0.00</b>	<b>0.00</b>	<b>0.00</b>	<b>0.00</b>	<b>0.00</b>	<b>0.00</b>	<b>0.00</b>	<b>0.00</b>	<b>0.00</b>	<b>0.00</b>	<b>71,370,054.96</b>	<b>0.00</b>	<b>0.00</b>	<b>0.00</b>	<b>0.00</b>	<b>48,085,961.31</b>	<b>9,558,496.98</b>	<b>0.00</b>	<b>13,725,596.67</b>	<b>71,370,054.96</b>	


SUMMARY

Particulars	Previous Report	This Month	As at Date
(1)	(2)	(3)	(4)
Total Disbursement Authorities Received	2,147,438.38	78,213,158.15	78,360,596.53
NCA	2,147,438.38	72,247,287.00	74,394,725.38
NTA	0.00	0.00	0.00
Working Fund	0.00	0.00	0.00
TRA	0.00	3,965,871.15	3,965,871.15
CDC	0.00	0.00	0.00
NCAA	0.00	0.00	0.00
Less: Notice of Transfer of Allocations (NTA)* issued	0.00	0.00	0.00
Total Disbursement Authorities Available	2,147,438.38	78,213,158.15	78,360,596.53
Less:	0.00	0.00	0.00
Lapsed NCA Disbursements	0.00	0.00	0.00
Less: Other Non-Cash Disbursements	0.00	0.00	0.00
Disbursements effected through outright deductions from claims	0.00	0.00	0.00
Overpayment of expenses(e.g. personnel benefits)	0.00	0.00	0.00
Restitution for loss of government property	0.00	0.00	0.00
Liquidated damages and similar claims	0.00	0.00	0.00
Others (e.g. TEF, BTR, Docs Stamp, etc.)	0.00	0.00	0.00
Add/Less, Adjustments (e.g. cancelled/stale checks)	0.00	0.00	0.00
Balance of Disbursement Authorities as at date	2,147,438.38	78,213,158.15	78,360,596.53
Total Disbursements Program	2,147,438.38	78,213,158.15	78,360,596.53
Less: *Actual Disbursements	0.00	71,370,054.96	71,370,054.96
(Over)/Under spending	2,147,438.38	4,843,103.19	6,990,541.57

Notes: \* The use of NTA is discouraged  
 Notes: \*\* Amounts should tally with the grand total disbursement (column 27).

Certified Correct:  
  
 FANOGA KATHLEEN FALCESO  
 Accountant II  
 Date: 05-Dec-19

Recommending Approval:  
  
 RAMOS ROMEO LANDICHO  
 Director, Finance Services  
 Date: 05-Dec-19

Approved By:  
  
 RONQUILLO MARCO ALCOS  
 University President  
 Date: 05-Dec-19