

QUARTERLY PHYSICAL REPORT OF OPERATION


As of June 30, 2020


Department : State Universities and Colleges (SUCs)
 Agency : Batangas State University
 Operating Unit : < not applicable >
 Organization Code (UACS) : 08 038 0000000


Particulars	UACS CODE	Physical Target (Budget Year)					Physical Accomplishment (Budget Year)					Variance	Remarks
		1st Quarter	2nd Quarter	3rd Quarter	4th Quarter	Total	1st Quarter	2nd Quarter	3rd Quarter	4th Quarter	Total		
1	2	3	4	5	6	7	8	9	10	11	12	13	14
HIGHER EDUCATION PROGRAM	31010000000000												
OO : Relevant and quality tertiary education ensured to													
Outcome Indicators							0	0	0	0	0		
1. Percentage of first-time licensure exam-takers that pass the licensure exams		65.00%	68.00%	78.00%	65.00%	69.00%	90.54%	-	0	0	0	-	Due to the COVID-19 pandemic, no licensure exam has been conducted nationwide.
2. Percentage of graduates (2 years prior) that are employed		20.00%	20.00%	15.00%	15.00%	70.00%	30.80%	21.57%	0	0	0	1.57%	Out of the sample size of the graduates in 2018 which is 4,488, the University was able to track an additional 968 or 21.57% employed graduates.
Output Indicators							0	0	0	0	0		
1. Percentage of undergraduate student population enrolled in CHED-identified and RDC-identified priority programs		-	-	79.22%	-	79.22%	0	0	0	0	0	N/A	Target is set for 3rd Quarter
2. Percentage of undergraduate programs with accreditation		97.00%	97.00%	97.00%	97.00%	97.00%	98.89%	98.89%	0	0	0	1.89%	
ADVANCED EDUCATION PROGRAM	32010000000000												
OO : Higher education research improved to promote													
Outcome Indicator							0	0	0	0	0		
1. Percentage of graduate school faculty engaged in research work applied in any of the following:							0	0	0	0	0		
a. pursuing advanced research degree programs (Ph.D)						N/A	0	0	0	0	0		
b. actively pursuing in the last three (3) years (investigative research, basic and applied scientific research, policy research, social science research)		15.00%	0.00%	11.00%	0.00%	26.00%	21.54%	0.00%	0	0	0	0	
c. producing technologies for commercialization or livelihood improvement							0	0	0	0	0		
d. whose research work resulted in an extension program							0	0	0	0	0		
Output Indicators							0	0	0	0	0		
1. Percentage of graduate students enrolled in research degree programs		-	-	75.00%	-	75.00%	0	0	0	0	0	N/A	Target is set for 3rd Quarter
2. Percentage of accredited graduate programs		75.00%	75.00%	75.00%	75.00%	75.00%	95.24%	95.24%	0	0	0	20.24%	
RESEARCH PROGRAM	32020000000000												
OO : Higher education research improved to promote													
Outcome Indicator							0	0	0	0	0		
1. Number of research outputs in the last three years utilized by the industry or		13	2	2	3	20	13	3	0	0	16	1	The target was achieved by institutionalizing the collaboration between the University and external beneficiaries through MOUs and MOA
							0	0	0	0	0		

Department : State Universities and Colleges (SUCs)
 Agency : Batangas State University
 Operating Unit : < not applicable >
 Organization Code (UACS) : 08 038 0000000

Particulars	UACS CODE	Physical Target (Budget Year)					Physical Accomplishment (Budget Year)					Variance	Remarks
		1st Quarter	2nd Quarter	3rd Quarter	4th Quarter	Total	1st Quarter	2nd Quarter	3rd Quarter	4th Quarter	Total		
1	2	3	4	5	6	7	8	9	10	11	12	13	14
by other beneficiaries							0	0	0	0	0		
Output Indicators							0	0	0	0	0		
1. Number of research outputs completed		2	3	4	4	13	3	4	0	0	7	1	The accomplishment exceeded the target due to on time completion of research projects based on their approved ganit chart
within the year							0	0	0	0	0		
2. Percentage of research outputs published		0.00%	2.00%	2.00%	2.00%	6.00%	2.63%	7.89%	0	0	10.53%	5.89%	4 Journal Articles were published in scopus indexed journals. Most of these articles were submitted six to twelve months ago to journal editors and were published this year
in internationally-refereed or CHED recognized journal within the year							0	0	0	0	0		
TECHNICAL ADVISORY EXTENSION PROGRAM	33010000000000												
OO : Community engagement increased													
Outcome Indicator							0	0	0	0	0		
1. Number of active partnerships with LGUs, industries, NGOs, NGAs, SMEs, and other stakeholders as a result of extension activities		23	33	30	30	116	7	10	0	0	17	-23	The accomplishment is 69.70% below the target
Output Indicators							0	0	0	0	0		
1. Number of trainees weighted by the length of training		1,925.00	2,679.00	2,491.00	2,491.00	9,586.00	698	1,044.50	0	0	1,742.50	-1634.50	The accomplishment is 61.01% below the target
2. Number of extension programs organized and supported consistent with the SUC's mandated and priority programs		68	95	88	88	339	35	34	0	0	69	-61	The accomplishment is 64.21% below the target
3. Percentage of beneficiaries who rate the training course/s and advisory services as satisfactory or higher in terms of quality and relevance		96.00%	96.00%	96.00%	96.00%	96.00%	98%	99.88%	0	0	98.94%	3.88%	There is a 4.04% increase in the accomplishment
							0	0	0	0	0		
							0	0	0	0	0		

Prepared By:

 Mr. EARVENE JARED S. CUNANAN
 Planning Officer
 Date: July 28, 2020

In coordination with:

 Mr. ROMEO L. RAMOS
 Budget Officer
 Date: July 28, 2020

Approved By:

 Dr. TIRSO A. ROMQUILLO
 Agency Head
 Date: July 29, 2020