

QUARTERLY PHYSICAL REPORT OF OPERATION

As of September 30, 2020


Department : State Universities and Colleges (SUCs)
 Agency : Batangas State University
 Operating Unit : < not applicable >
 Organization Code (UACS) : 08 038 0000000

Particulars	UACS CODE	Physical Target (Budget Year)					Physical Accomplishment (Budget Year)					Variance	Remarks
		1st Quarter	2nd Quarter	3rd Quarter	4th Quarter	Total	1st Quarter	2nd Quarter	3rd Quarter	4th Quarter	Total		
1	2	3	4	5	6	7	8	9	10	11	12	13	14
HIGHER EDUCATION PROGRAM	31010000000000												
OO : Relevant and quality tertiary education ensured to													
Outcome Indicators							0	0	0	0	0		
1. Percentage of first-time licensure exam-takers that pass the licensure exams		65.00%	68.00%	78.00%	65.00%	69.00%	90.54%	-	-	0	90.54%	-	Due to the COVID-19 pandemic, no licensure exam has been conducted nationwide.
2. Percentage of graduates (2 years prior) that are employed		20.00%	20.00%	15.00%	15.00%	70.00%	30.80%	21.57%	36.79%	0	87.99%	21.79%	Out of the sample size of the graduates in 2018 which is 4,488, the University was able to track an additional 1,651 or 36.79% employed graduates.
Output Indicators							0	0	0	0	0		
1. Percentage of undergraduate student population enrolled in CHED-identified and RDC-identified priority programs		-	-	79.22%	-	79.22%	0	0	75.18%	0	75.18%	-4.04%	Students who qualified in most of the priority programs cancelled their enrolment due to COVID-19 pandemic
2. Percentage of undergraduate programs with accreditation		97.00%	97.00%	97.00%	97.00%	97.00%	98.89%	98.89%	98.89%	0	98.89%	1.89%	
ADVANCED EDUCATION PROGRAM	32010000000000												
OO : Higher education research improved to promote													
Outcome Indicator							0	0	0	0	0		
1. Percentage of graduate school faculty engaged in research work applied in any of the following:							0	0	0	0	0		
a. pursuing advanced research degree programs (Ph.D)						N/A	0	0	0	0	0		
b. actively pursuing in the last three (3) years (investigative research, basic and applied scientific research, policy research, social science research)		15.00%	0.00%	11.00%	0.00%	26.00%	21.54%	0.00%	0.00%	0	21.54%	-11.00%	No updates for the graduate school faculty's engagement in research. Researches of the faculty were reported already in the previous quarters
c. producing technologies for commercialization or livelihood improvement						N/A	0	0	0	0	0		
d. whose research work resulted in an extension program						N/A	0	0	0	0	0		
Output Indicators							0	0	0	0	0		
1. Percentage of graduate students enrolled in research degree programs		-	-	75.00%	-	75.00%	0	0	64.95%	0	64.95%	-10.05%	Due to the COVID-19 pandemic, previous enrollees in research degree programs were not able to enroll.
2. Percentage of accredited graduate programs		75.00%	75.00%	75.00%	75.00%	75.00%	95.24%	95.24%	95.24%	0	95.24%	20.24%	
RESEARCH PROGRAM	32020000000000												
OO : Higher education research improved to promote													
Outcome Indicator							0	0	0	0	0		
1. Number of research outputs in the last		13	2	2	3	20	13	3	3	0	19	1	The target was achieved by institutionalizing the collaboration between the university and external


Department : State Universities and Colleges (SUCs)
 Agency : Batangas State University
 Operating Unit : < not applicable >
 Organization Code (UACS) : 08 038 0000000

Particulars	UACS CODE	Physical Target (Budget Year)					Physical Accomplishment (Budget Year)					Variance	Remarks
		1st Quarter	2nd Quarter	3rd Quarter	4th Quarter	Total	1st Quarter	2nd Quarter	3rd Quarter	4th Quarter	Total		
1	2	3	4	5	6	7	8	9	10	11	12	13	14
1. Number of research outputs in the last three years utilized by the industry or by other beneficiaries		13	2	2	3	20	13	3	3	0	19	1	beneficiaries through MOUs and MOA
Output Indicators							0	0	0	0	0		
1. Number of research outputs completed within the year		2	3	4	4	13	3	4	4	0	11	0	The target was accomplished due to on time completion of research projects based on their approved ganntt chart
2. Percentage of research outputs published in internationally-refereed or CHED recognized journal within the year		0.00%	2.00%	2.00%	2.00%	6.00%	2.63%	7.89%	7.89%	0	18.42%	5.89%	3 Journal Articles were published in scopus indexed journals
TECHNICAL ADVISORY EXTENSION PROGRAM	33010000000000												
OO : Community engagement increased													
Outcome Indicator							0	0	0	0	0		
1. Number of active partnerships with LGUs, industries, NGOs, NGAs, SMEs, and other stakeholders as a result of extension activities		23	33	30	30	116	7	10	3	0	20	-17	The accomplishment is 90% below the target for this quarter
Output Indicators							0	0	0	0	0		
1. Number of trainees weighted by the length of training		1,925.00	2,679.00	2,491.00	2,491.00	9,586.00	698	1,044.50	2,576.75	0	4,319.25	85.75	There is a 3.44% increase in the accomplishment during this quarter
2. Number of extension programs organized and supported consistent with the SUC's mandated and priority programs		68	95	88	88	339	35	34	23	0	92	-65	The accomplishment is 73.86% below the target for this quarter
3. Percentage of beneficiaries who rate the training course/s and advisory services as satisfactory or higher in terms of quality and relevance		96.00%	96.00%	96.00%	96.00%	96.00%	98%	99.88%	98.96%	0	98.95%	2.96%	There is a 3.08% increase in the accomplishment during this quarter
							0	0	0	0	0		
							0	0	0	0	0		


Prepared By:


 Atty. EDWENE JARED S. CUNANAN
 Planning Officer
 Date: October 30, 2020

In coordination with:


 Mr. ROMEO L. RAMOS
 Budget Officer
 Date: October 30, 2020

Approved By:


 Dr. TIRSO A. RONQUILLO
 Agency Head
 Date: October 30, 2020