

MONTHLY REPORT OF DISBURSEMENTS
For the month of August 2020

Department : State Universities and Colleges (SUCs)
 Agency/Entity : Batangas State University
 Operating Unit : < not applicable >
 Organization Code : 08 038 0000000
 Fund Cluster : 01 Regular Agency Fund

| Particulars | Current Year Budget | | | | | Prior Year's Budget | | | | | | | | | | | SUB-TOTAL | Trust Liabilities | | | | Grand Total | | | | | Remarks | |
|--|----------------------|---------------------|-------------|---------------------|----------------------|-------------------------------|-------------|-------------|-------------|---------------|---------------------------------|-------------|-------------|-------------|------------------|-------------|----------------------|-------------------|-------------|-------------|---------------|----------------------|---------------------|-------------|---------------------|----------------------|---------|------|
| | PS | MOOE | FinEx | CO | TOTAL | Prior Year's Accounts Payable | | | | | Current Year's Accounts Payable | | | | | | | PS | MOOE | CO | TOTAL | PS | MOOE | FinEx | CO | TOTAL | | |
| | | | | | | PS | MOOE | FinEx | CO | Sub-Total | PS | MOOE | FinEx | CO | Sub-Total | PS | | | | | | | | | | | | MOOE |
| 1 | 2 | 3 | 4 | 5 | 8=(2+3+4+5) | 7 | 8 | 9 | 10 | 11=(7+8+9+10) | 12 | 13 | 14 | 15 | 16=(12+13+14+15) | 17=(11+16) | 18=(8+17) | 19 | 20 | 21 | 22=(19+20+21) | 23 | 24 | 25 | 26 | 27=(23+24+25+26) | 28 | |
| CASH DISBURSEMENTS | 24,929,866.28 | 6,685,397.50 | 0.00 | 3,343,858.25 | 34,959,122.03 | 0.00 | 0.00 | 0.00 | 0.00 | 0.00 | 0.00 | 0.00 | 0.00 | 0.00 | 0.00 | 0.00 | 34,959,122.03 | 0.00 | 0.00 | 0.00 | 0.00 | 24,929,866.28 | 6,685,397.50 | 0.00 | 3,343,858.25 | 34,959,122.03 | | |
| Notice of Cash Allocation (NCA) | 24,929,866.28 | 6,685,397.50 | 0.00 | 3,343,858.25 | 34,959,122.03 | 0.00 | 0.00 | 0.00 | 0.00 | 0.00 | 0.00 | 0.00 | 0.00 | 0.00 | 0.00 | 0.00 | 34,959,122.03 | 0.00 | 0.00 | 0.00 | 0.00 | 24,929,866.28 | 6,685,397.50 | 0.00 | 3,343,858.25 | 34,959,122.03 | | |
| MDS Checks Issued | 12,855,407.42 | 5,065,317.19 | 0.00 | 3,343,858.25 | 21,264,582.86 | 0.00 | 0.00 | 0.00 | 0.00 | 0.00 | 0.00 | 0.00 | 0.00 | 0.00 | 0.00 | 0.00 | 21,264,582.86 | 0.00 | 0.00 | 0.00 | 0.00 | 12,855,407.42 | 5,065,317.19 | 0.00 | 3,343,858.25 | 21,264,582.86 | | |
| Advice to Debit Account | 12,074,458.86 | 1,620,080.31 | 0.00 | 0.00 | 13,694,539.17 | 0.00 | 0.00 | 0.00 | 0.00 | 0.00 | 0.00 | 0.00 | 0.00 | 0.00 | 0.00 | 0.00 | 13,694,539.17 | 0.00 | 0.00 | 0.00 | 0.00 | 12,074,458.86 | 1,620,080.31 | 0.00 | 0.00 | 13,694,539.17 | | |
| Notice of Transfer Allocations (NTA) | 0.00 | 0.00 | 0.00 | 0.00 | 0.00 | 0.00 | 0.00 | 0.00 | 0.00 | 0.00 | 0.00 | 0.00 | 0.00 | 0.00 | 0.00 | 0.00 | 0.00 | 0.00 | 0.00 | 0.00 | 0.00 | 0.00 | 0.00 | 0.00 | 0.00 | 0.00 | | |
| MDS Checks Issued | 0.00 | 0.00 | 0.00 | 0.00 | 0.00 | 0.00 | 0.00 | 0.00 | 0.00 | 0.00 | 0.00 | 0.00 | 0.00 | 0.00 | 0.00 | 0.00 | 0.00 | 0.00 | 0.00 | 0.00 | 0.00 | 0.00 | 0.00 | 0.00 | 0.00 | 0.00 | 0.00 | |
| Advice to Debit Account | 0.00 | 0.00 | 0.00 | 0.00 | 0.00 | 0.00 | 0.00 | 0.00 | 0.00 | 0.00 | 0.00 | 0.00 | 0.00 | 0.00 | 0.00 | 0.00 | 0.00 | 0.00 | 0.00 | 0.00 | 0.00 | 0.00 | 0.00 | 0.00 | 0.00 | 0.00 | 0.00 | |
| Working Fund for FAPs | 0.00 | 0.00 | 0.00 | 0.00 | 0.00 | 0.00 | 0.00 | 0.00 | 0.00 | 0.00 | 0.00 | 0.00 | 0.00 | 0.00 | 0.00 | 0.00 | 0.00 | 0.00 | 0.00 | 0.00 | 0.00 | 0.00 | 0.00 | 0.00 | 0.00 | 0.00 | 0.00 | |
| Cash Disbursement Ceiling (CDC) | 0.00 | 0.00 | 0.00 | 0.00 | 0.00 | 0.00 | 0.00 | 0.00 | 0.00 | 0.00 | 0.00 | 0.00 | 0.00 | 0.00 | 0.00 | 0.00 | 0.00 | 0.00 | 0.00 | 0.00 | 0.00 | 0.00 | 0.00 | 0.00 | 0.00 | 0.00 | 0.00 | |
| TOTAL CASH DISBURSEMENTS | 24,929,866.28 | 6,685,397.50 | 0.00 | 3,343,858.25 | 34,959,122.03 | 0.00 | 0.00 | 0.00 | 0.00 | 0.00 | 0.00 | 0.00 | 0.00 | 0.00 | 0.00 | 0.00 | 34,959,122.03 | 0.00 | 0.00 | 0.00 | 0.00 | 24,929,866.28 | 6,685,397.50 | 0.00 | 3,343,858.25 | 34,959,122.03 | | |
| NON-CASH DISBURSEMENTS | 2,509,904.20 | 129,786.80 | 0.00 | 208,713.59 | 2,848,404.59 | 0.00 | 0.00 | 0.00 | 0.00 | 0.00 | 0.00 | 0.00 | 0.00 | 0.00 | 0.00 | 0.00 | 2,848,404.59 | 0.00 | 0.00 | 0.00 | 0.00 | 2,509,904.20 | 129,786.80 | 0.00 | 208,713.59 | 2,848,404.59 | | |
| Tax Remittance Advices Issued (TRA) | 2,509,904.20 | 129,786.80 | 0.00 | 208,713.59 | 2,848,404.59 | 0.00 | 0.00 | 0.00 | 0.00 | 0.00 | 0.00 | 0.00 | 0.00 | 0.00 | 0.00 | 0.00 | 2,848,404.59 | 0.00 | 0.00 | 0.00 | 0.00 | 2,509,904.20 | 129,786.80 | 0.00 | 208,713.59 | 2,848,404.59 | | |
| Non-Cash Availment Authority (NCAA) | 0.00 | 0.00 | 0.00 | 0.00 | 0.00 | 0.00 | 0.00 | 0.00 | 0.00 | 0.00 | 0.00 | 0.00 | 0.00 | 0.00 | 0.00 | 0.00 | 0.00 | 0.00 | 0.00 | 0.00 | 0.00 | 0.00 | 0.00 | 0.00 | 0.00 | 0.00 | 0.00 | |
| Disbursements effected through outright deductions from claims (please specify...) | 0.00 | 0.00 | 0.00 | 0.00 | 0.00 | 0.00 | 0.00 | 0.00 | 0.00 | 0.00 | 0.00 | 0.00 | 0.00 | 0.00 | 0.00 | 0.00 | 0.00 | 0.00 | 0.00 | 0.00 | 0.00 | 0.00 | 0.00 | 0.00 | 0.00 | 0.00 | 0.00 | |
| Overpayment of expenses(e.g. personnel benefits) | 0.00 | 0.00 | 0.00 | 0.00 | 0.00 | 0.00 | 0.00 | 0.00 | 0.00 | 0.00 | 0.00 | 0.00 | 0.00 | 0.00 | 0.00 | 0.00 | 0.00 | 0.00 | 0.00 | 0.00 | 0.00 | 0.00 | 0.00 | 0.00 | 0.00 | 0.00 | 0.00 | |
| Restitution for loss of government property | 0.00 | 0.00 | 0.00 | 0.00 | 0.00 | 0.00 | 0.00 | 0.00 | 0.00 | 0.00 | 0.00 | 0.00 | 0.00 | 0.00 | 0.00 | 0.00 | 0.00 | 0.00 | 0.00 | 0.00 | 0.00 | 0.00 | 0.00 | 0.00 | 0.00 | 0.00 | 0.00 | |
| Liquidated damages and similar claims | 0.00 | 0.00 | 0.00 | 0.00 | 0.00 | 0.00 | 0.00 | 0.00 | 0.00 | 0.00 | 0.00 | 0.00 | 0.00 | 0.00 | 0.00 | 0.00 | 0.00 | 0.00 | 0.00 | 0.00 | 0.00 | 0.00 | 0.00 | 0.00 | 0.00 | 0.00 | 0.00 | |
| Others(TEF, BTR-Documentary Stamp Tax, etc.) | 0.00 | 0.00 | 0.00 | 0.00 | 0.00 | 0.00 | 0.00 | 0.00 | 0.00 | 0.00 | 0.00 | 0.00 | 0.00 | 0.00 | 0.00 | 0.00 | 0.00 | 0.00 | 0.00 | 0.00 | 0.00 | 0.00 | 0.00 | 0.00 | 0.00 | 0.00 | 0.00 | |
| TOTAL NON-CASH DISBURSEMENTS | 2,509,904.20 | 129,786.80 | 0.00 | 208,713.59 | 2,848,404.59 | 0.00 | 0.00 | 0.00 | 0.00 | 0.00 | 0.00 | 0.00 | 0.00 | 0.00 | 0.00 | 0.00 | 2,848,404.59 | 0.00 | 0.00 | 0.00 | 0.00 | 2,509,904.20 | 129,786.80 | 0.00 | 208,713.59 | 2,848,404.59 | | |
| GRAND TOTAL | 27,439,770.48 | 6,815,184.30 | 0.00 | 3,552,571.84 | 37,807,526.62 | 0.00 | 0.00 | 0.00 | 0.00 | 0.00 | 0.00 | 0.00 | 0.00 | 0.00 | 0.00 | 0.00 | 37,807,526.62 | 0.00 | 0.00 | 0.00 | 0.00 | 27,439,770.48 | 6,815,184.30 | 0.00 | 3,552,571.84 | 37,807,526.62 | | |


SUMMARY

| Particulars (1) | Previous Report (2) | This Month (3) | As at Date (4) |
|--|---------------------|-----------------|----------------|
| Total Disbursement Authorities Received | 71,825,202.50 | 2,848,404.59 | 74,673,607.09 |
| NCA | 71,825,202.50 | 0.00 | 71,825,202.50 |
| NTA | 0.00 | 0.00 | 0.00 |
| Working Fund | 0.00 | 0.00 | 0.00 |
| TRA | 0.00 | 2,848,404.59 | 2,848,404.59 |
| CDC | 0.00 | 0.00 | 0.00 |
| NCAA | 0.00 | 0.00 | 0.00 |
| Less: Notice of Transfer of Allocations (NTA)* issued | 0.00 | 0.00 | 0.00 |
| Total Disbursement Authorities Available | 71,825,202.50 | 2,848,404.59 | 74,673,607.09 |
| Less: | 0.00 | 0.00 | 0.00 |
| Lapsed NCA | 0.00 | 0.00 | 0.00 |
| Disbursements | 0.00 | 37,807,526.62 | 37,807,526.62 |
| Less: Other Non-Cash Disbursements | 0.00 | 0.00 | 0.00 |
| Disbursements effected through outright deductions from claims | 0.00 | 0.00 | 0.00 |
| Overpayment of expenses(e.g. personnel benefits) | 0.00 | 0.00 | 0.00 |
| Restitution for loss of government property | 0.00 | 0.00 | 0.00 |
| Liquidated damages and similar claims | 0.00 | 0.00 | 0.00 |
| Others (e.g. TEF, BTr, Docs Stamp, etc.) | 0.00 | 0.00 | 0.00 |
| Add/Less: Adjustments (e.g. cancelled/stated checks) | 0.00 | 0.00 | 0.00 |
| Balance of Disbursement Authorities as at date | 71,825,202.50 | (34,959,122.03) | 36,866,080.47 |
| Total Disbursements Program | 71,825,202.50 | 2,848,404.59 | 74,673,607.09 |
| Less: *Actual Disbursements | 0.00 | 37,807,526.62 | 37,807,526.62 |
| (Over)/Under spending | 71,825,202.50 | (34,959,122.03) | 36,866,080.47 |


Notes: * The use of NTA is discouraged

Notes: ** Amounts should tally with the grand total disbursement (column 27).


Certified Correct:


LACORTE, SHARMAINE PAULINE PUYO
 Chief Accountant
 Date: 03-Sep-20

Recommending Approval:


RAMOS, ROMEO LANDICHO
 Director, FMS
 Date: 03-Sep-20

Approved By:


RONQUILLO, TIRSO ALCOS
 University President
 Date: 03-Sep-20