

**MONTHLY REPORT OF DISBURSEMENTS**  
For the month of October 2020

Department : State Universities and Colleges (SUCs)  
 Agency/Entity : Batangas State University  
 Operating Unit : < not applicable >  
 Organization Code : 08 038 0000000  
 Fund Cluster : 01 Regular Agency Fund


Particulars	Current Year Budget					Prior Year's Budget											Trust Liabilities				Grand Total					Remarks				
	PS	MOOE	FinEx	CO	TOTAL	Prior Year's Accounts Payable					Current Year's Accounts Payable						SUB-TOTAL	PS	MOOE	CO	TOTAL	PS	MOOE	FinEx	CO		TOTAL			
						PS	MOOE	FinEx	CO	Sub-Total	PS	MOOE	FinEx	CO	Sub-Total	TOTAL														
1	2	3	4	5	6=(2+3+4+5)	7	8	9	10	11=(7+8+9+10)	12	13	14	15	16=(12+13+14+15)	17=(11+16)	18=(6+17)	19	20	21	22=(19+20+21)	23	24	25	26	27=(23+24+25+26)	28			
CASH DISBURSEMENTS	25,033,705.53	4,126,128.47	0.00	1,976,984.80	31,136,818.80	0.00	0.00	0.00	0.00	0.00	0.00	0.00	0.00	0.00	0.00	0.00	31,136,818.80	0.00	0.00	0.00	0.00	25,033,705.53	4,126,128.47	0.00	1,976,984.80	31,136,818.80				
Notice of Cash Allocation (NCA)	25,033,705.53	4,126,128.47	0.00	1,976,984.80	31,136,818.80	0.00	0.00	0.00	0.00	0.00	0.00	0.00	0.00	0.00	0.00	0.00	31,136,818.80	0.00	0.00	0.00	0.00	25,033,705.53	4,126,128.47	0.00	1,976,984.80	31,136,818.80				
MDS Checks Issued	11,627,108.50	2,504,301.93	0.00	1,976,984.80	16,108,395.03	0.00	0.00	0.00	0.00	0.00	0.00	0.00	0.00	0.00	0.00	0.00	16,108,395.03	0.00	0.00	0.00	0.00	11,627,108.50	2,504,301.93	0.00	1,976,984.80	16,108,395.03				
Advice to Debit Account	13,406,597.03	1,621,826.54	0.00	0.00	15,028,423.57	0.00	0.00	0.00	0.00	0.00	0.00	0.00	0.00	0.00	0.00	0.00	15,028,423.57	0.00	0.00	0.00	0.00	13,406,597.03	1,621,826.54	0.00	0.00	15,028,423.57				
Notice of Transfer Allocations (NTA)	0.00	0.00	0.00	0.00	0.00	0.00	0.00	0.00	0.00	0.00	0.00	0.00	0.00	0.00	0.00	0.00	0.00	0.00	0.00	0.00	0.00	0.00	0.00	0.00	0.00	0.00	0.00			
MDS Checks Issued	0.00	0.00	0.00	0.00	0.00	0.00	0.00	0.00	0.00	0.00	0.00	0.00	0.00	0.00	0.00	0.00	0.00	0.00	0.00	0.00	0.00	0.00	0.00	0.00	0.00	0.00	0.00	0.00		
Advice to Debit Account	0.00	0.00	0.00	0.00	0.00	0.00	0.00	0.00	0.00	0.00	0.00	0.00	0.00	0.00	0.00	0.00	0.00	0.00	0.00	0.00	0.00	0.00	0.00	0.00	0.00	0.00	0.00	0.00		
Working Fund for FAPs	0.00	0.00	0.00	0.00	0.00	0.00	0.00	0.00	0.00	0.00	0.00	0.00	0.00	0.00	0.00	0.00	0.00	0.00	0.00	0.00	0.00	0.00	0.00	0.00	0.00	0.00	0.00	0.00		
Cash Disbursement Ceiling (CDC)	0.00	0.00	0.00	0.00	0.00	0.00	0.00	0.00	0.00	0.00	0.00	0.00	0.00	0.00	0.00	0.00	0.00	0.00	0.00	0.00	0.00	0.00	0.00	0.00	0.00	0.00	0.00	0.00		
<b>TOTAL CASH DISBURSEMENTS</b>	<b>25,033,705.53</b>	<b>4,126,128.47</b>	<b>0.00</b>	<b>1,976,984.80</b>	<b>31,136,818.80</b>	<b>0.00</b>	<b>0.00</b>	<b>0.00</b>	<b>0.00</b>	<b>0.00</b>	<b>0.00</b>	<b>0.00</b>	<b>0.00</b>	<b>0.00</b>	<b>0.00</b>	<b>0.00</b>	<b>31,136,818.80</b>	<b>0.00</b>	<b>0.00</b>	<b>0.00</b>	<b>0.00</b>	<b>25,033,705.53</b>	<b>4,126,128.47</b>	<b>0.00</b>	<b>1,976,984.80</b>	<b>31,136,818.80</b>				
NON-CASH DISBURSEMENTS	1,745,547.15	107,951.23	0.00	179,754.82	2,033,253.20	0.00	0.00	0.00	0.00	0.00	0.00	0.00	0.00	0.00	0.00	0.00	2,033,253.20	0.00	0.00	0.00	0.00	1,745,547.15	107,951.23	0.00	179,754.82	2,033,253.20				
Tax Remittance Advices Issued (TRA)	1,745,547.15	107,951.23	0.00	179,754.82	2,033,253.20	0.00	0.00	0.00	0.00	0.00	0.00	0.00	0.00	0.00	0.00	0.00	2,033,253.20	0.00	0.00	0.00	0.00	1,745,547.15	107,951.23	0.00	179,754.82	2,033,253.20				
Non-Cash Availment Authority (NCAA)	0.00	0.00	0.00	0.00	0.00	0.00	0.00	0.00	0.00	0.00	0.00	0.00	0.00	0.00	0.00	0.00	0.00	0.00	0.00	0.00	0.00	0.00	0.00	0.00	0.00	0.00	0.00	0.00		
Disbursements effected through outright deductions from claims (please specify...)	0.00	0.00	0.00	0.00	0.00	0.00	0.00	0.00	0.00	0.00	0.00	0.00	0.00	0.00	0.00	0.00	0.00	0.00	0.00	0.00	0.00	0.00	0.00	0.00	0.00	0.00	0.00	0.00		
Overpayment of expenses (e.g. personnel benefits)	0.00	0.00	0.00	0.00	0.00	0.00	0.00	0.00	0.00	0.00	0.00	0.00	0.00	0.00	0.00	0.00	0.00	0.00	0.00	0.00	0.00	0.00	0.00	0.00	0.00	0.00	0.00	0.00	0.00	
Restitution for loss of government property	0.00	0.00	0.00	0.00	0.00	0.00	0.00	0.00	0.00	0.00	0.00	0.00	0.00	0.00	0.00	0.00	0.00	0.00	0.00	0.00	0.00	0.00	0.00	0.00	0.00	0.00	0.00	0.00	0.00	
Liquidated damages and similar claims	0.00	0.00	0.00	0.00	0.00	0.00	0.00	0.00	0.00	0.00	0.00	0.00	0.00	0.00	0.00	0.00	0.00	0.00	0.00	0.00	0.00	0.00	0.00	0.00	0.00	0.00	0.00	0.00	0.00	
Others (TEF, BTr, Documentary Stamp Tax, etc.)	0.00	0.00	0.00	0.00	0.00	0.00	0.00	0.00	0.00	0.00	0.00	0.00	0.00	0.00	0.00	0.00	0.00	0.00	0.00	0.00	0.00	0.00	0.00	0.00	0.00	0.00	0.00	0.00	0.00	
<b>TOTAL NON-CASH DISBURSEMENTS</b>	<b>1,745,547.15</b>	<b>107,951.23</b>	<b>0.00</b>	<b>179,754.82</b>	<b>2,033,253.20</b>	<b>0.00</b>	<b>0.00</b>	<b>0.00</b>	<b>0.00</b>	<b>0.00</b>	<b>0.00</b>	<b>0.00</b>	<b>0.00</b>	<b>0.00</b>	<b>0.00</b>	<b>0.00</b>	<b>2,033,253.20</b>	<b>0.00</b>	<b>0.00</b>	<b>0.00</b>	<b>0.00</b>	<b>1,745,547.15</b>	<b>107,951.23</b>	<b>0.00</b>	<b>179,754.82</b>	<b>2,033,253.20</b>				
<b>GRAND TOTAL</b>	<b>26,779,252.68</b>	<b>4,234,079.70</b>	<b>0.00</b>	<b>2,156,739.62</b>	<b>33,170,071.80</b>	<b>0.00</b>	<b>0.00</b>	<b>0.00</b>	<b>0.00</b>	<b>0.00</b>	<b>0.00</b>	<b>0.00</b>	<b>0.00</b>	<b>0.00</b>	<b>0.00</b>	<b>0.00</b>	<b>33,170,071.80</b>	<b>0.00</b>	<b>0.00</b>	<b>0.00</b>	<b>0.00</b>	<b>26,779,252.68</b>	<b>4,234,079.70</b>	<b>0.00</b>	<b>2,156,739.62</b>	<b>33,170,071.80</b>				

**SUMMARY**


Particulars (1)	Previous Report (2)	This Month (3)	As at Date (4)
Total Disbursement Authorities Received	0.00	121,279,253.20	121,279,253.20
NCA	0.00	119,246,000.00	119,246,000.00
NTA	0.00	0.00	0.00
Working Fund	0.00	0.00	0.00
TRA	0.00	2,033,253.20	2,033,253.20
CDC	0.00	0.00	0.00
NCAA	0.00	0.00	0.00
Less: Notice of Transfer of Allocations (NTA)* issued	0.00	0.00	0.00
Total Disbursement Authorities Available	0.00	121,279,253.20	121,279,253.20
Less:	0.00	0.00	0.00
Lapsed NCA	0.00	0.00	0.00
Disbursements	0.00	33,170,071.80	33,170,071.80
Less: Other Non-Cash Disbursements	0.00	0.00	0.00
Disbursements effected through outright deductions from claims	0.00	0.00	0.00
Overpayment of expenses (e.g. personnel benefits)	0.00	0.00	0.00
Restitution for loss of government property	0.00	0.00	0.00
Liquidated damages and similar claims	0.00	0.00	0.00
Others (e.g. TEF, BTr, Docs Stamp, etc.)	0.00	0.00	0.00
Add/Less: Adjustments (e.g. cancelled/staled checks)	0.00	0.00	0.00
Balance of Disbursement Authorities as at date	0.00	88,109,181.40	88,109,181.40
Total Disbursements Program	0.00	121,279,253.20	121,279,253.20
Less: *Actual Disbursements	0.00	33,170,071.80	33,170,071.80
(Over)/Under spending	0.00	88,109,181.40	88,109,181.40

Notes: \* The use of NTA is discouraged  
 Notes: \*\* Amounts should tally with the grand total disbursement (column 27).


Certified Correct:

  
 LACORTE, SHARMAINE PAULINE PUYO  
 Assistant Director, Accounting  
 Date: 05-Nov-20

Recommending Approval:

  
 RAMOS, ROMEO LANDICHO  
 Director, Finance Services  
 Date: 05-Nov-20

Approved By:

  
 RONQUILLO, TIRSO ALCOS  
 University President  
 Date: 05-Nov-20