

MONTHLY REPORT OF DISBURSEMENTS  
For the month of September 2020

Department : State Universities and Colleges (SUCs)  
Agency/Entity : Batangas State University  
Operating Unit : < not applicable >  
Organization Code : 08 038 000000  
Fund Cluster : 01 Regular Agency Fund

Particulars	Current Year Budget					Prior Year's Budget											Trust Liabilities				Grand Total					Remarks			
	PS	MOOE	FinEx	CO	TOTAL	Prior Year's Accounts Payable					Current Year's Accounts Payable						SUB-TOTAL	PS	MOOE	CO	TOTAL	PS	MOOE	FinEx	CO		TOTAL		
						PS	MOOE	FinEx	CO	SUB-TOTAL	PS	MOOE	FinEx	CO	SUB-TOTAL	PS												MOOE	CO
1	2	3	4	5	6=(2+3+4+5)	7	8	9	10	11=(7+8+9+10)	12	13	14	15	16=(12+13+14+15)	17=(11+16)	18=(6+17)	19	20	21	22=(19+20+21)	23	24	25	26	27=(23+24+25+26)	28		
CASH DISBURSEMENTS	26,344,565.72	7,188,808.02	0.00	9,173,758.97	42,707,132.71	0.00	0.00	0.00	0.00	0.00	0.00	0.00	0.00	0.00	0.00	0.00	42,707,132.71	0.00	0.00	0.00	0.00	26,344,565.72	7,188,808.02	0.00	9,173,758.97	42,707,132.71			
Notice of Cash Allocation (NCA)	26,344,565.72	7,188,808.02	0.00	9,173,758.97	42,707,132.71	0.00	0.00	0.00	0.00	0.00	0.00	0.00	0.00	0.00	0.00	0.00	42,707,132.71	0.00	0.00	0.00	0.00	26,344,565.72	7,188,808.02	0.00	9,173,758.97	42,707,132.71			
MDS Checks Issued	12,074,236.12	7,070,248.70	0.00	9,173,758.97	28,318,243.79	0.00	0.00	0.00	0.00	0.00	0.00	0.00	0.00	0.00	0.00	0.00	28,318,243.79	0.00	0.00	0.00	0.00	12,074,236.12	7,070,248.70	0.00	9,173,758.97	28,318,243.79			
Advice to Debit Account	14,270,329.60	118,559.32	0.00	0.00	14,388,888.92	0.00	0.00	0.00	0.00	0.00	0.00	0.00	0.00	0.00	0.00	0.00	14,388,888.92	0.00	0.00	0.00	0.00	14,270,329.60	118,559.32	0.00	0.00	14,388,888.92			
Notice of Transfer Allocations (NTA)	0.00	0.00	0.00	0.00	0.00	0.00	0.00	0.00	0.00	0.00	0.00	0.00	0.00	0.00	0.00	0.00	0.00	0.00	0.00	0.00	0.00	0.00	0.00	0.00	0.00	0.00	0.00		
MDS Checks Issued	0.00	0.00	0.00	0.00	0.00	0.00	0.00	0.00	0.00	0.00	0.00	0.00	0.00	0.00	0.00	0.00	0.00	0.00	0.00	0.00	0.00	0.00	0.00	0.00	0.00	0.00	0.00	0.00	
Advice to Debit Account	0.00	0.00	0.00	0.00	0.00	0.00	0.00	0.00	0.00	0.00	0.00	0.00	0.00	0.00	0.00	0.00	0.00	0.00	0.00	0.00	0.00	0.00	0.00	0.00	0.00	0.00	0.00	0.00	
Working Fund for FAPs	0.00	0.00	0.00	0.00	0.00	0.00	0.00	0.00	0.00	0.00	0.00	0.00	0.00	0.00	0.00	0.00	0.00	0.00	0.00	0.00	0.00	0.00	0.00	0.00	0.00	0.00	0.00	0.00	
Cash Disbursement Ceiling (CDC)	0.00	0.00	0.00	0.00	0.00	0.00	0.00	0.00	0.00	0.00	0.00	0.00	0.00	0.00	0.00	0.00	0.00	0.00	0.00	0.00	0.00	0.00	0.00	0.00	0.00	0.00	0.00	0.00	
<b>TOTAL CASH DISBURSEMENTS</b>	<b>26,344,565.72</b>	<b>7,188,808.02</b>	<b>0.00</b>	<b>9,173,758.97</b>	<b>42,707,132.71</b>	<b>0.00</b>	<b>0.00</b>	<b>0.00</b>	<b>0.00</b>	<b>0.00</b>	<b>0.00</b>	<b>0.00</b>	<b>0.00</b>	<b>0.00</b>	<b>0.00</b>	<b>0.00</b>	<b>42,707,132.71</b>	<b>0.00</b>	<b>0.00</b>	<b>0.00</b>	<b>0.00</b>	<b>26,344,565.72</b>	<b>7,188,808.02</b>	<b>0.00</b>	<b>9,173,758.97</b>	<b>42,707,132.71</b>			
NON-CASH DISBURSEMENTS	1,951,049.42	201,442.50	0.00	833,914.85	2,986,406.77	0.00	0.00	0.00	0.00	0.00	0.00	0.00	0.00	0.00	0.00	0.00	2,986,406.77	0.00	0.00	0.00	0.00	1,951,049.42	201,442.50	0.00	833,914.85	2,986,406.77			
Tax Remittance Advices Issued (TRA)	1,951,049.42	201,442.50	0.00	833,914.85	2,986,406.77	0.00	0.00	0.00	0.00	0.00	0.00	0.00	0.00	0.00	0.00	0.00	2,986,406.77	0.00	0.00	0.00	0.00	1,951,049.42	201,442.50	0.00	833,914.85	2,986,406.77			
Non-Cash Availment Authority (NCAA)	0.00	0.00	0.00	0.00	0.00	0.00	0.00	0.00	0.00	0.00	0.00	0.00	0.00	0.00	0.00	0.00	0.00	0.00	0.00	0.00	0.00	0.00	0.00	0.00	0.00	0.00	0.00		
Disbursements effected through outright deductions from claims (please specify...)	0.00	0.00	0.00	0.00	0.00	0.00	0.00	0.00	0.00	0.00	0.00	0.00	0.00	0.00	0.00	0.00	0.00	0.00	0.00	0.00	0.00	0.00	0.00	0.00	0.00	0.00	0.00	0.00	
Overpayment of expenses(e.g. personnel benefits)	0.00	0.00	0.00	0.00	0.00	0.00	0.00	0.00	0.00	0.00	0.00	0.00	0.00	0.00	0.00	0.00	0.00	0.00	0.00	0.00	0.00	0.00	0.00	0.00	0.00	0.00	0.00	0.00	
Restitution for loss of government property	0.00	0.00	0.00	0.00	0.00	0.00	0.00	0.00	0.00	0.00	0.00	0.00	0.00	0.00	0.00	0.00	0.00	0.00	0.00	0.00	0.00	0.00	0.00	0.00	0.00	0.00	0.00	0.00	
Liquidated damages and similar claims	0.00	0.00	0.00	0.00	0.00	0.00	0.00	0.00	0.00	0.00	0.00	0.00	0.00	0.00	0.00	0.00	0.00	0.00	0.00	0.00	0.00	0.00	0.00	0.00	0.00	0.00	0.00	0.00	
Others(TEF, BTr-Documentary Stamp Tax, etc.)	0.00	0.00	0.00	0.00	0.00	0.00	0.00	0.00	0.00	0.00	0.00	0.00	0.00	0.00	0.00	0.00	0.00	0.00	0.00	0.00	0.00	0.00	0.00	0.00	0.00	0.00	0.00	0.00	
<b>TOTAL NON-CASH DISBURSEMENTS</b>	<b>1,951,049.42</b>	<b>201,442.50</b>	<b>0.00</b>	<b>833,914.85</b>	<b>2,986,406.77</b>	<b>0.00</b>	<b>0.00</b>	<b>0.00</b>	<b>0.00</b>	<b>0.00</b>	<b>0.00</b>	<b>0.00</b>	<b>0.00</b>	<b>0.00</b>	<b>0.00</b>	<b>0.00</b>	<b>2,986,406.77</b>	<b>0.00</b>	<b>0.00</b>	<b>0.00</b>	<b>0.00</b>	<b>1,951,049.42</b>	<b>201,442.50</b>	<b>0.00</b>	<b>833,914.85</b>	<b>2,986,406.77</b>			
<b>GRAND TOTAL</b>	<b>28,295,615.14</b>	<b>7,390,250.52</b>	<b>0.00</b>	<b>10,007,673.82</b>	<b>45,693,539.48</b>	<b>0.00</b>	<b>0.00</b>	<b>0.00</b>	<b>0.00</b>	<b>0.00</b>	<b>0.00</b>	<b>0.00</b>	<b>0.00</b>	<b>0.00</b>	<b>0.00</b>	<b>0.00</b>	<b>45,693,539.48</b>	<b>0.00</b>	<b>0.00</b>	<b>0.00</b>	<b>0.00</b>	<b>28,295,615.14</b>	<b>7,390,250.52</b>	<b>0.00</b>	<b>10,007,673.82</b>	<b>45,693,539.48</b>			


SUMMARY

Particulars (1)	Previous Report (2)	This Month (3)	As at Date (4)
Total Disbursement Authorities Received	36,866,080.47	9,272,701.77	46,138,782.24
NCA	36,866,080.47	6,286,295.00	43,152,375.47
NTA	0.00	0.00	0.00
Working Fund	0.00	0.00	0.00
TRA	0.00	2,986,406.77	2,986,406.77
CDC	0.00	0.00	0.00
NCAA	0.00	0.00	0.00
Less: Notice of Transfer of Allocations (NTA)* issued	0.00	0.00	0.00
Total Disbursement Authorities Available	36,866,080.47	9,272,701.77	46,138,782.24
Less:	0.00	0.00	0.00
Lapsed NCA	0.00	0.00	0.00
Disbursements	0.00	45,693,539.48	45,693,539.48
Less: Other Non-Cash Disbursements	0.00	0.00	0.00
Disbursements effected through outright deductions from claims	0.00	0.00	0.00
Overpayment of expenses(e.g. personnel benefits)	0.00	0.00	0.00
Restitution for loss of government property	0.00	0.00	0.00
Liquidated damages and similar claims	0.00	0.00	0.00
Others (e.g. TEF, BTr, Docs Stamp, etc.)	0.00	0.00	0.00
Add/Less: Adjustments (e.g. cancelled/staled checks)	0.00	0.00	0.00
Balance of Disbursement Authorities as at date	36,866,080.47	(36,420,837.71)	445,242.76
Total Disbursements Program	0.00	46,138,782.24	46,138,782.24
Less: *Actual Disbursements	0.00	45,693,539.48	45,693,539.48
(Over)/Under spending	0.00	445,242.76	445,242.76


Notes: \* The use of NTA is discouraged

Notes: \*\* Amounts should tally with the grand total disbursement (column 27).


Certified Correct:

  
LACORTE, SHARMAINE PAULINE PUYO  
Assistant Director, Accounting  
Date: October 06, 2020

Recommending Approval:

  
RAMOS, ROMEO LANDICHO  
Director, Finance Services  
Date: October 06, 2020

Approved By:

  
RONQUILLO, TIRSO ALCOS  
University President  
Date: October 06, 2020