

BAR No. 1

**QUARTERLY PHYSICAL REPORT OF OPERATION**  
As of the Quarter Ending from October 1, 2014 to December 31, 2014

Department : \_\_\_\_\_  
 Agency : Batangas State University  
 Operating Unit : \_\_\_\_\_  
 Organization Code (UACS) : \_\_\_\_\_

_____	Current Year Appropriations
_____	Supplemental Appropriations
_____	Continuing Appropriations
_____	Off-Budget Account

Particulars	UACS CODE	Physical Targets					Physical Accomplishments					Variance as of December 31, 2014	Remarks
		1st Quarter	2nd Quarter	3rd Quarter	4th Quarter	Total	1st Quarter	2nd Quarter	3rd Quarter	4th Quarter	Total		
1	2	3	4	5	6	7=(3+4+5+6)	8	9	10	11	12=(8+9+10+11)	13	14
<b>Part A</b>													
<b>I. Operations</b>													
<b>MFO 1 - HIGHER EDUCATION SERVICES</b>	301000000												
Total number of graduates			2622		333	2955		3958		429	4387	1432	Data from 2nd quarter has been modified from 3951 to 3958 due to added # of graduates which have not been included during the said quarter. Q4 data surpassed target due to higher overall number of graduates for AY14-15.
Percentage of total graduates that are in priority programs			9.00%		9.00%	9.00%		65.18%		84.85%	67.11%	58.11%	Data from 2nd quarter has been modified due to modified # of graduates. The targets were formulated using a different set of priority programs based on the 2012 PBB. The accomplishment was based on the current set of priority programs set by CHED.

BAR No. 1

**QUARTERLY PHYSICAL REPORT OF OPERATION**  
As of the Quarter Ending from October 1, 2014 to December 31, 2014

Department : \_\_\_\_\_  
Agency : Batangas State University  
Operating Unit : \_\_\_\_\_  
Organization Code (UACS) : \_\_\_\_\_

	Current Year Appropriations
	Supplemental Appropriations
	Continuing Appropriations
	Off-Budget Account

Particulars	UACS CODE	Physical Targets					Physical Accomplishments					Variance as of December 31, 2014	Remarks
		1st Quarter	2nd Quarter	3rd Quarter	4th Quarter	Total	1st Quarter	2nd Quarter	3rd Quarter	4th Quarter	Total		
1	2	3	4	5	6	7=(3+4+5+6)	8	9	10	11	12=(8+9+10+11)	13	14
Average passing percentage of licensure exams by the SUC graduates/national average percentage passing across all disciplines covered by the SUC		149.25%	108.86%	171.50%	156.98%	157.81%	162.56%	135.68%	137.81%	142.60%	145.17%	-12.64%	Actual accomplishment for 3rd quarter has been modified to include PRC licensure exam results from Q3 released the following quarter
Percentage of programs accredited at Level 1		6.00%	3.00%	3.00%	6.00%	18.00%	4.00%	0.00%	6.00%	17.50%	27.50%	9.50%	Six campuses requested PSVs which totalled 21 programs in October 2014
Percentage of programs accredited at Level 2			10.00%		2.00%	12.00%		0.00%	7.00%	0%	7.00%	-5.00%	The value, 12%, should have not been used because it was calculated based on Academic Year 2013-2014. IAU's Fiscal Year 2014 target for Level II was only 7%, thus resulting to a negative variance at the end of the year.
Percentage of programs accredited at Level 3				5.00%		5.00%			0.00%	3.33%	3.33%	-1.67%	Four Level III Engineering programs under CEFAFA were successfully accredited last November 2014

BAR No. 1

**QUARTERLY PHYSICAL REPORT OF OPERATION**  
As of the Quarter Ending from October 1, 2014 to December 31, 2014

Department : \_\_\_\_\_  
Agency : Batangas State University  
Operating Unit : \_\_\_\_\_  
Organization Code (UACS) : \_\_\_\_\_

	Current Year Appropriations
	Supplemental Appropriations
	Continuing Appropriations
	Off-Budget Account

Particulars	UACS CODE	Physical Targets					Physical Accomplishments					Variance as of December 31, 2014	Remarks
		1st Quarter	2nd Quarter	3rd Quarter	4th Quarter	Total	1st Quarter	2nd Quarter	3rd Quarter	4th Quarter	Total		
1	2	3	4	5	6	7=(3+4+5+6)	8	9	10	11	12=(8+9+10+11)	13	14
Percentage of programs accredited at Level 4					4.00%	4.00%					0.00%	-4.00%	Five programs targeted for Level IV Phase I in December 2014 have been moved to its expiry date in March 2015
Percentage of graduates in the mandated/priority programs graduated within the prescribed period			79.00%		10.00%	89.00%		72.17%		10.18%	82.35%	-6.65%	Q4 target met
<b>MFO 2 - ADVANCED EDUCATION SERVICES</b>	<b>302000000</b>												
Total number of graduates			22		38	60		37		63	100	40	Q4 data surpassed target due to higher overall number of graduates for AY14-15.
Percentage of graduates engaged in employment within 6 months of graduation					95.00%	95.00%				88.00%	88.00%	-0.07	Q4 data did not meet target due to lower than expected turnout of graduate survey respondents
Percentage of students who rate timeliness of education delivery/supervision as good or better					80.00%	80.00%				90.25%	90.25%	10.25%	Q4 data met target due to more intensive monitoring of education delivery of faculty

BAR No. 1

**QUARTERLY PHYSICAL REPORT OF OPERATION**  
As of the Quarter Ending from October 1, 2014 to December 31, 2014

Department : \_\_\_\_\_  
Agency : Batangas State University  
Operating Unit : \_\_\_\_\_  
Organization Code (UACS) : \_\_\_\_\_

	Current Year Appropriations
	Supplemental Appropriations
	Continuing Appropriations
	Off-Budget Account

Particulars	UACS CODE	Physical Targets					Physical Accomplishments					Variance as of December 31, 2014	Remarks
		1st Quarter	2nd Quarter	3rd Quarter	4th Quarter	Total	1st Quarter	2nd Quarter	3rd Quarter	4th Quarter	Total		
1	2	3	4	5	6	7=(3+4+5+6)	8	9	10	11	12=(8+9+10+11)	13	14
<b>MFO 3 - RESEARCH SERVICES</b>	303000000												
Number of research studies completed		2	2	2	4	10	2	2	2	4	10	0	accomplishment was able to hit its target by 100% due to activate participation of faculty researchers
Percentage of research projects completed in last 3 years		20.00%	20.00%	20.00%	20.00%	80.00%	20.00%	20.00%	20.00%	20.00%	80.00%	0.00%	accomplishment was able to hit its target by 100% due to activate participation of faculty researchers
Percentage of research outputs published in recognized journal or submitted for patenting or patented		0.00%	0.00%	10.00%	26.00%	36.00%	0.00%	0.00%	10.00%	51.11%	61.11%	25.11%	accomplishment was able to hit more than its target by 15.11% due to high numbers of submission to recognized journal by faculty researchers
Percentage of research projects completed within the original project timeframe		20.00%	20.00%	20.00%	24.00%	84.00%	20.00%	20.00%	20.00%	23.33%	83.33%	-0.67%	accomplishment was not able to hit its target with a variance of - 0.67 due to some unavoidable circumstances.
<b>MFO 4 - TECHNICAL ADVISORY EXTENSION SERVICES</b>	304000000												
Number of persons trained weighted by the length of training		2064	1732	2376	2082	8254	1616	1374	2136	2970	8096	-158	98% accomplishment due to strong administrative support, dedicated faculty extensionists and students, strong linkages, research initiatives and enlightened communities

BAR No. 1

**QUARTERLY PHYSICAL REPORT OF OPERATION**  
As of the Quarter Ending from October 1, 2014 to December 31, 2014

Department : \_\_\_\_\_  
Agency : Batangas State University  
Operating Unit : \_\_\_\_\_  
Organization Code (UACS) : \_\_\_\_\_

	Current Year Appropriations
	Supplemental Appropriations
	Continuing Appropriations
	Off-Budget Account

Particulars	UACS CODE	Physical Targets					Physical Accomplishments					Variance as of December 31, 2014	Remarks
		1st Quarter	2nd Quarter	3rd Quarter	4th Quarter	Total	1st Quarter	2nd Quarter	3rd Quarter	4th Quarter	Total		
1	2	3	4	5	6	7={3+4+5+6}	8	9	10	11	12={8+9+10+11}	13	14
Number of persons provided with technical advice		1685	1354	2000	1700	6739	1029	1123	2281	3015	7448	709	110.5% accomplishment due to strong administrative support, dedicated faculty extensionists and students, strong linkages, research initiatives and enlightened communities
Percentage of trainees who rate the training course as good or better		85.00%	85.00%	85.00%	85.00%	85.00%	86.00%	93.00%	90.00%	90.00%	89.75%	4.75%	105.5% accomplishment due to strong administrative support, dedicated faculty extensionists and students, strong linkages, research initiatives and enlightend communities
Percentage of clients who rate the advisory services as good or better		85.00%	85.00%	85.00%	85.00%	85.00%	86.00%	93.00%	90.00%	90.00%	89.75%	4.75%	105.5% accomplishment due to strong administrative support, dedicated faculty extensionists and students, strong linkages, research initiatives and enlightened communities


BAR No. 1


**QUARTERLY PHYSICAL REPORT OF OPERATION**  
As of the Quarter Ending from October 1, 2014 to December 31, 2014


Department : \_\_\_\_\_  
 Agency : Batangas State University  
 Operating Unit : \_\_\_\_\_  
 Organization Code (UACS) : \_\_\_\_\_

	Current Year Appropriations
	Supplemental Appropriations
	Continuing Appropriations
	Off-Budget Account

Particulars	UACS CODE	Physical Targets					Physical Accomplishments					Variance as of December 31, 2014	Remarks
		1st Quarter	2nd Quarter	3rd Quarter	4th Quarter	Total	1st Quarter	2nd Quarter	3rd Quarter	4th Quarter	Total		
1	2	3	4	5	6	7=(3+4+5+6)	8	9	10	11	12=(8+9+10+11)	13	14
Percentage of requests for training responded to within 3 days of request		85.00%	85.00%	85.00%	85.00%	85.00%	70.00%	100.00%	100.00%	87.50%	89.38%	4.38%	105% accomplishment due to strong administrative support, dedicated faculty extensionists and students, strong linkages, research initiatives and enlightened communities
Percentage of requests for technical advice that are responded to within 3 days		85.00%	85.00%	85.00%	85.00%	85.00%	100.00%	100.00%	89.00%	100.00%	97.25%	12.25%	114% accomplishment due to strong administrative support, dedicated faculty extensionists and students, strong linkages, research initiatives and enlightened communities
Percentage of persons who receive training or advisory services who rate timeliness of service delivery as good or better		82.00%	82.00%	82.00%	82.00%	82.00%	84.00%	93.00%	87.00%	86.00%	87.50%	5.50%	106.7% accomplishment due to strong administrative support, dedicated faculty extensionists and students, strong linkages, research initiatives and enlightened communities

Prepared By:   
 Dr. Erma B. Guinay  
 Planning Officer  
 Date: \_\_\_\_\_

In coordination with:  
  
 Mrs. Marcelina Eva T. Rayos  
 Budget Officer  
 Date: \_\_\_\_\_

Approved by:   
 Dr. Tirso A. Ronquillo  
 Agency Head  
 Date: \_\_\_\_\_