

QUARTERLY PHYSICAL REPORT OF OPERATION
As of the Quarter Ending from January 1, 2015 to March 31, 2015

Department : _____
 Agency : Batangas State University
 Operating Unit : _____
 Organization Code (UACS) : _____

	Current Year Appropriations
	Supplemental Appropriations
	Continuing Appropriations
	Off-Budget Account

Particulars	UACS CODE	Physical Targets 2015					Physical Accomplishments 2015					Variance as of March 31, 2015	Remarks
		1st Quarter	2nd Quarter	3rd Quarter	4th Quarter	Total	1st Quarter	2nd Quarter	3rd Quarter	4th Quarter	Total		
1	2	3	4	5	6	7=(3+4+5+6)	8	9	10	11	12=(8+9+10+11)	13	14
Part A													
I. Operations													
MFO 1 - HIGHER EDUCATION SERVICES													
Total number of graduates			4018		578	4596					0	-4596	Commencement Exercises are scheduled for Q2 and Q4.
Percentage of total graduates that are in priority programs			12.50%		12.50%	12.50%					0.00%	-12.50%	Commencement Exercises are scheduled for Q2 and Q4.
Average passing percentage of licensure exams by the SUC graduates/national average percentage passing across all disciplines covered by the SUC		162.56%	135.68%	137.81%	165.32%	143.00%	125.11%				125.11%	-17.89%	LET exam results scheduled in the same quarter has not yet been released by the PRC. Actual accomplishment for 1st quarter will be updated as soon as results has been released within the timeframe of the following quarter.
Percentage of programs accredited at Level 1		4%	4%	0%	8%	16.00%	0.00%				0.00%	-16.00%	Q1: 4% or 5 programs are all deferred for Sept 2015 to join the other 10 programs (total of 15) for better preparation and presentation, and to adopt to the AACCUP's implementation of the newly-launched OBQA instruments.
Percentage of programs accredited at Level 2		2%	2%	5%	2%	11.00%	0.00%				0.00%	-11.00%	Q1: 2% or 2 programs are deferred for Q1 of 2016 for better preparation and presentation, and to adopt to the AACCUP's implementation of the newly-launched OBQA instruments.
Percentage of programs accredited at Level 3		1%	1%	2%	1%	5.00%	0.00%				0.00%	-5.00%	Q1: 1% or 1 program is deferred for Q1 of 2016 for better preparation and presentation, and to adopt to the AACCUP's implementation of the newly-launched OBQA instruments.
Percentage of programs accredited at Level 4		4%	0%	0%	0%	4.00%	0.00%				0.00%	-4.00%	Q1: 4% or 5 programs are all deferred for Nov 2015 to adopt to the AACCUP's implementation of the newly-launched OBQA instruments.
Percentage of graduates in the mandated/priority programs graduated within the prescribed period			80.89%		5.82%	86.71%					0.00%	-86.71%	Commencement Exercises are scheduled for Q2 and Q4.
MFO 2 - ADVANCED EDUCATION SERVICES													
Total number of graduates			27		41	68					0	-68	Commencement Exercises are scheduled for Q2 and Q4.
Percentage of graduates engaged in employment within 6 months of graduation			95.00%		95.00%	95.00%					0.00%	-95%	No target set for Q1
Percentage of students who rate timeliness of education/delivery/supervision as good or better			100.00%		100.00%	100.00%					0.00%	-100.00%	No target set for Q1

QUARTERLY PHYSICAL REPORT OF OPERATION
As of the Quarter Ending from January 1, 2015 to March 31, 2015

Department : _____
 Agency : Batangas State University
 Operating Unit : _____
 Organization Code (UACS) : _____

	Current Year Appropriations
	Supplemental Appropriations
	Continuing Appropriations
	Off-Budget Account




Particulars	UACS CODE	Physical Targets 2015					Physical Accomplishments 2015					Variance as of March 31, 2015	Remarks
		1st Quarter	2nd Quarter	3rd Quarter	4th Quarter	Total	1st Quarter	2nd Quarter	3rd Quarter	4th Quarter	Total		
1	2	3	4	5	6	7=(3+4+5+6)	8	9	10	11	12=(8+9+10+11)	13	14
MFO 3 - RESEARCH SERVICES													
Number of research studies completed		3	3	3	3	12	3				3	-9	achieved 100% target in the 1st quarter
Percentage of research projects completed in last 3 years		25.00%	20.00%	20.00%	20.00%	85.00%	25.00%				25.00%	-60.00%	achieved 100% target in the 1st quarter
Percentage of research outputs published in recognized journal or submitted for patenting or patented		10.00%	10.00%	10.00%	10.00%	40.00%	8.33%				8.33%	-31.67%	Some faculty researchers' papers were accepted but still to be published in the next issue of the journal
Percentage of research projects completed within the original project timeframe		30.00%	20.00%	30.00%	7.50%	87.50%	30.00%				30.00%	-57.50%	achieved 100% target in the 1st quarter
MFO 4 - TECHNICAL ADVISORY EXTENSION SERVICES													
Number of persons trained weighted by the length of training		2476	1238	1239	2476	7429	2672				2672	-4757	108% accomplishment due to strong administrative support, dedicated faculty extensionists and students, strong linkages, research initiatives and enlightened communities
Number of persons provided with technical advice		2029	1014	1015	2029	6087	1971				1971	-4116	97% accomplishment due to strong administrative support, dedicated faculty extensionists and students, strong linkages, research initiatives and enlightened communities. There are trainings scheduled for the 1st quarter that were re-scheduled for the 2nd quarter due to changes of schedule of target beneficiaries and cooperating agencies.
Percentage of trainees who rate the training course as good or better		85.00%	85.00%	85.00%	85.00%	85.00%	90.00%				90.00%	5.00%	106% accomplishment due to strong administrative support, dedicated faculty extensionists and students, strong linkages, research initiatives and enlightend communities
Percentage of clients who rate the advisory services as good or better		85.00%	85.00%	85.00%	85.00%	85.00%	90.00%				90.00%	5.00%	106% accomplishment due to strong administrative support, dedicated faculty extensionists and students, strong linkages, research initiatives and enlightened communities
Percentage of requests for training responded to within 3 days of request		86.00%	86.00%	86.00%	86.00%	86.00%	87.50%				87.50%	1.50%	102% accomplishment due to strong administrative support, dedicated faculty extensionists and students, strong linkages, research initiatives and enlightened communities
Percentage of requests for technical advice that are responded to within 3 days		86.00%	86.00%	86.00%	86.00%	86.00%	86.40%				86.40%	0.40%	100% accomplishment due to strong administrative support, dedicated faculty extensionists and students, strong linkages, research initiatives and enlightened communities

QUARTERLY PHYSICAL REPORT OF OPERATION
As of the Quarter Ending from January 1; 2015 to March 31, 2015

Department : _____
 Agency : Batangas State University
 Operating Unit : _____
 Organization Code (UACS) : _____

	Current Year Appropriations
	Supplemental Appropriations
	Continuing Appropriations
	Off-Budget Account

Particulars	UACS CODE	Physical Targets 2015					Physical Accomplishments 2015					Variance as of March 31, 2015	Remarks
		1st Quarter	2nd Quarter	3rd Quarter	4th Quarter	Total	1st Quarter	2nd Quarter	3rd Quarter	4th Quarter	Total		
1	2	3	4	5	6	7=(3+4+5+6)	8	9	10	11	12=(8+9+10+11)	13	14
Percentage of persons who receive training or advisory services who rate timeliness of service delivery as good or better		83.00%	83.00%	83.00%	83.00%	83.00%	87.00%				87.00%	4.00%	105% accomplishment due to strong administrative support, dedicated faculty extensionists and students, strong linkages, research initiatives and enlightened communities

Prepared By:  Dr. Erma B. Quihay Planning Office Date: _____	In coordination with:  Mrs. Marceлина Ede T. Rayos Budget Officer Date: _____	Approved by:  Dr. Tirso A. Ronquillo Agency Head Date: _____
---	--	---