


STATEMENT OF APPROVED BUDGET, UTILIZATIONS, DISBURSEMENTS AND BALANCES
 (For Off-Budgetary Funds)
 As at the Quarter Ending June 30, 2024


Department : State Universities and Colleges (SUCs)
 Agency/Entity : Batangas State University
 Operating Unit : < not applicable >
 Organization Code (UACS) : 08 038 0000000
 Fund Cluster : 05 - Internally Generated Funds
 (e.g. UACS Fund Cluster: 05-Internally Generated Funds and 06-Business Related Funds)


Particulars	UACS CODE	Approved Budget			Utilizations					Disbursements					Balances		
		Approved Budgeted Revenue	Adjustments (Reductions, Modifications/ Augmentations)	Adjusted Budgeted Revenue	1st Quarter Ending March 31	2nd Quarter Ending June 30	3rd Quarter Ending September 30	4th Quarter Ending December 31	Total	1st Quarter Ending March 31	2nd Quarter Ending June 30	3rd Quarter Ending September 30	4th Quarter Ending December 31	Total	Unutilized Budget	Unpaid Obligations (10-15)=(17+18)	
1	2	3	4	5=[(3+(-)4)]	6	7	8	9	10=(6+7+8+9)	11	12	13	14	15=(11+12+13+14)	16=(5-10)	17	18
General Administration and Support	10000000000000000000	164,470,640.00	118,744,300.00	283,214,940.00	13,100,467.77	30,361,019.08	0.00	0.00	43,461,486.85	9,038,419.86	21,665,099.49	0.00	0.00	30,703,519.35	239,753,453.15	3,465,583.53	9,292,383.97
General Management and Supervision	10000010000100000000	164,470,640.00	118,744,300.00	283,214,940.00	13,100,467.77	30,361,019.08	0.00	0.00	43,461,486.85	9,038,419.86	21,665,099.49	0.00	0.00	30,703,519.35	239,753,453.15	3,465,583.53	9,292,383.97
MOOE		146,045,830.00	18,897,000.00	164,942,830.00	13,033,467.77	27,572,626.48	0.00	0.00	40,606,094.25	9,038,419.86	21,550,999.49	0.00	0.00	30,589,419.35	124,336,735.75	3,465,583.53	6,551,091.37
CO		18,424,810.00	99,847,300.00	118,272,110.00	67,000.00	2,788,392.60	0.00	0.00	2,855,392.60	0.00	114,100.00	0.00	0.00	114,100.00	115,416,717.40	0.00	2,741,292.60
Sub-Total, General Administration and Support		164,470,640.00	118,744,300.00	283,214,940.00	13,100,467.77	30,361,019.08	0.00	0.00	43,461,486.85	9,038,419.86	21,665,099.49	0.00	0.00	30,703,519.35	239,753,453.15	3,465,583.53	9,292,383.97
PS		0.00	0.00	0.00	0.00	0.00	0.00	0.00	0.00	0.00	0.00	0.00	0.00	0.00	0.00	0.00	0.00
MOOE		146,045,830.00	18,897,000.00	164,942,830.00	13,033,467.77	27,572,626.48	0.00	0.00	40,606,094.25	9,038,419.86	21,550,999.49	0.00	0.00	30,589,419.35	124,336,735.75	3,465,583.53	6,551,091.37
FinEx (if Applicable)		0.00	0.00	0.00	0.00	0.00	0.00	0.00	0.00	0.00	0.00	0.00	0.00	0.00	0.00	0.00	0.00
CO		18,424,810.00	99,847,300.00	118,272,110.00	67,000.00	2,788,392.60	0.00	0.00	2,855,392.60	0.00	114,100.00	0.00	0.00	114,100.00	115,416,717.40	0.00	2,741,292.60
Support to Operations	20000000000000000000	163,906,100.00	159,484,000.00	323,390,100.00	10,321,979.15	29,106,195.03	0.00	0.00	39,428,174.18	5,453,244.63	13,605,574.23	0.00	0.00	19,058,818.86	283,961,925.82	4,580,804.30	15,788,551.02
Auxiliary Services	20000010000100000000	163,906,100.00	159,484,000.00	323,390,100.00	10,321,979.15	29,106,195.03	0.00	0.00	39,428,174.18	5,453,244.63	13,605,574.23	0.00	0.00	19,058,818.86	283,961,925.82	4,580,804.30	15,788,551.02
PS		564,940.00	0.00	564,940.00	0.00	0.00	0.00	0.00	0.00	0.00	0.00	0.00	0.00	0.00	564,940.00	0.00	0.00
MOOE		139,337,040.00	40,231,600.00	179,568,640.00	10,011,979.15	23,079,995.03	0.00	0.00	33,091,974.18	5,453,244.63	13,605,574.23	0.00	0.00	19,058,818.86	146,476,665.82	4,580,804.30	9,452,351.02
CO		24,004,120.00	119,252,400.00	143,256,520.00	310,000.00	6,026,200.00	0.00	0.00	6,336,200.00	0.00	0.00	0.00	0.00	136,920,320.00	0.00	6,336,200.00	
Sub-Total, Support to Operations		163,906,100.00	159,484,000.00	323,390,100.00	10,321,979.15	29,106,195.03	0.00	0.00	39,428,174.18	5,453,244.63	13,605,574.23	0.00	0.00	19,058,818.86	283,961,925.82	4,580,804.30	15,788,551.02
PS		564,940.00	0.00	564,940.00	0.00	0.00	0.00	0.00	0.00	0.00	0.00	0.00	0.00	0.00	564,940.00	0.00	0.00
MOOE		139,337,040.00	40,231,600.00	179,568,640.00	10,011,979.15	23,079,995.03	0.00	0.00	33,091,974.18	5,453,244.63	13,605,574.23	0.00	0.00	19,058,818.86	146,476,665.82	4,580,804.30	9,452,351.02
FinEx (if Applicable)		0.00	0.00	0.00	0.00	0.00	0.00	0.00	0.00	0.00	0.00	0.00	0.00	0.00	0.00	0.00	0.00
CO		24,004,120.00	119,252,400.00	143,256,520.00	310,000.00	6,026,200.00	0.00	0.00	6,336,200.00	0.00	0.00	0.00	0.00	136,920,320.00	0.00	6,336,200.00	
Operations	30000000000000000000	868,858,020.15	962,119,039.85	1,830,977,060.00	84,931,191.70	202,719,486.33	0.00	0.00	287,650,678.03	68,463,421.44	131,574,819.63	0.00	0.00	200,038,241.07	1,543,326,381.97	13,688,720.88	73,923,716.08
OO : Relevant and quality tertiary education ensured to achieve inclusive growth and access of poor but deserving students to quality tertiary education increased	31000000000000000000	790,624,810.00	875,049,200.00	1,665,674,010.00	78,506,842.14	187,411,496.10	0.00	0.00	265,918,338.24	66,522,491.05	124,069,392.11	0.00	0.00	190,591,883.16	1,399,755,671.76	10,211,020.92	65,115,434.16
HIGHER EDUCATION PROGRAM	31010000000000000000	790,624,810.00	875,049,200.00	1,665,674,010.00	78,506,842.14	187,411,496.10	0.00	0.00	265,918,338.24	66,522,491.05	124,069,392.11	0.00	0.00	190,591,883.16	1,399,755,671.76	10,211,020.92	65,115,434.16
Provision of Higher Education Services	31010010000200000000	790,624,810.00	875,049,200.00	1,665,674,010.00	78,506,842.14	187,411,496.10	0.00	0.00	265,918,338.24	66,522,491.05	124,069,392.11	0.00	0.00	190,591,883.16	1,399,755,671.76	10,211,020.92	65,115,434.16
PS		89,884,280.00	5,440,000.00	95,324,280.00	11,539,556.73	23,441,896.49	0.00	0.00	34,981,453.22	9,415,835.68	22,116,347.65	0.00	0.00	31,532,183.33	60,342,826.78	3,449,269.89	0.00
MOOE		611,719,370.00	194,480,700.00	806,200,070.00	65,700,822.41	127,119,119.17	0.00	0.00	192,819,941.58	56,290,192.37	100,283,585.07	0.00	0.00	156,573,777.44	613,380,128.42	6,311,751.03	29,934,413.11
CO		89,021,160.00	675,128,500.00	764,149,660.00	1,266,463.00	36,850,480.44	0.00	0.00	38,116,943.44	816,463.00	1,689,459.39	0.00	0.00	2,485,922.39	726,032,716.56	450,000.00	35,181,021.05
OO : Higher education research improved to promote economic productivity and innovation	32000000000000000000	59,038,560.15	80,980,739.85	140,019,300.00	5,117,031.78	12,719,827.47	0.00	0.00	17,836,859.25	1,597,730.10	5,427,839.17	0.00	0.00	7,025,569.27	122,182,440.75	2,615,776.16	8,195,513.82


Department : State Universities and Colleges (SUCs)
 Agency/Entity : Batangas State University
 Operating Unit : < not applicable >
 Organization Code (UACS) : 08 038 0000000
 Fund Cluster : 05 - Internally Generated Funds
 (e.g. UACS Fund Cluster: 05-Internally Generated Funds and 06-Business Related Funds)

Particulars	UACS CODE	Approved Budget			Utilizations					Disbursements					Balances		
		Approved Budgeted Revenue	Adjustments (Reductions, Modifications/ Augmentations)	Adjusted Budgeted Revenue	1st Quarter Ending March 31	2nd Quarter Ending June 30	3rd Quarter Ending September 30	4th Quarter Ending December 31	Total	1st Quarter Ending March 31	2nd Quarter Ending June 30	3rd Quarter Ending September 30	4th Quarter Ending December 31	Total	Unutilized Budget	Unpaid Obligations (10-15)=(17+18)	
																Due and Demandable	Not Yet Due and Demandable
1	2	3	4	5=[(3+(-)4)]	6	7	8	9	10=(6+7+8+9)	11	12	13	14	15=(11+12+13+14)	16=(5-10)	17	18
ADVANCED EDUCATION PROGRAM	3201000000000000000	6,421,700.00	10,067,400.00	16,489,100.00	380,667.12	2,616,292.16	0.00	0.00	2,996,959.28	18,629.12	209,094.91	0.00	0.00	227,724.03	13,492,140.72	9,385.00	2,759,850.25
Provision of Advanced Education Services	32010010000010000	6,421,700.00	10,067,400.00	16,489,100.00	380,667.12	2,616,292.16	0.00	0.00	2,996,959.28	18,629.12	209,094.91	0.00	0.00	227,724.03	13,492,140.72	9,385.00	2,759,850.25
MOOE		3,943,830.00	2,330,600.00	6,274,430.00	313,667.12	1,276,542.16	0.00	0.00	1,590,209.28	18,629.12	209,094.91	0.00	0.00	227,724.03	4,684,220.72	9,385.00	1,353,100.25
CO		2,477,870.00	7,736,800.00	10,214,670.00	67,000.00	1,339,750.00	0.00	0.00	1,406,750.00	0.00	0.00	0.00	0.00	0.00	8,807,920.00	0.00	1,406,750.00
RESEARCH PROGRAM	3202000000000000000	52,616,860.15	70,913,339.85	123,530,200.00	4,736,364.66	10,103,535.31	0.00	0.00	14,839,899.97	1,579,100.98	5,218,744.26	0.00	0.00	6,797,845.24	108,690,300.03	2,606,391.16	5,435,663.57
Conduct of Research Services	32020010000010000	52,616,860.15	70,913,339.85	123,530,200.00	4,736,364.66	10,103,535.31	0.00	0.00	14,839,899.97	1,579,100.98	5,218,744.26	0.00	0.00	6,797,845.24	108,690,300.03	2,606,391.16	5,435,663.57
PS		3,000,000.00	0.00	3,000,000.00	72,500.00	104,166.67	0.00	0.00	176,666.67	30,000.00	82,750.00	0.00	0.00	112,750.00	2,823,333.33	63,916.67	0.00
MOOE		45,217,820.15	36,030,037.85	81,247,858.00	4,364,864.66	7,610,891.42	0.00	0.00	11,975,756.08	1,481,100.98	5,135,994.26	0.00	0.00	6,617,095.24	69,272,101.92	2,312,074.49	3,046,586.35
CO		4,399,040.00	34,883,302.00	39,282,342.00	299,000.00	2,388,477.22	0.00	0.00	2,687,477.22	68,000.00	0.00	0.00	0.00	68,000.00	36,594,864.78	230,400.00	2,389,077.22
OO : Community engagement increased	3300000000000000000	19,194,650.00	6,089,100.00	25,283,750.00	1,307,317.78	2,588,162.76	0.00	0.00	3,895,480.54	343,200.29	2,077,588.35	0.00	0.00	2,420,788.64	21,388,269.46	861,923.80	612,768.10
TECHNICAL ADVISORY EXTENSION PROGRAM	3301000000000000000	19,194,650.00	6,089,100.00	25,283,750.00	1,307,317.78	2,588,162.76	0.00	0.00	3,895,480.54	343,200.29	2,077,588.35	0.00	0.00	2,420,788.64	21,388,269.46	861,923.80	612,768.10
Provision of Extension Services	33010010000010000	19,194,650.00	6,089,100.00	25,283,750.00	1,307,317.78	2,588,162.76	0.00	0.00	3,895,480.54	343,200.29	2,077,588.35	0.00	0.00	2,420,788.64	21,388,269.46	861,923.80	612,768.10
PS		30,000.00	0.00	30,000.00	0.00	0.00	0.00	0.00	0.00	0.00	0.00	0.00	0.00	0.00	30,000.00	0.00	0.00
MOOE		18,482,650.00	5,130,700.00	23,613,350.00	1,307,317.78	2,527,068.59	0.00	0.00	3,834,386.37	343,200.29	2,077,588.35	0.00	0.00	2,420,788.64	19,778,963.63	861,923.80	551,673.93
CO		682,000.00	958,400.00	1,640,400.00	0.00	61,094.17	0.00	0.00	61,094.17	0.00	0.00	0.00	0.00	0.00	1,579,305.83	0.00	61,094.17
Sub-Total, Operations		868,858,020.15	962,119,039.85	1,830,977,060.00	84,931,191.70	202,719,486.33	0.00	0.00	287,650,678.03	68,463,421.44	131,574,819.63	0.00	0.00	200,038,241.07	1,543,326,381.97	13,688,720.88	73,923,716.08
PS		92,914,280.00	5,440,000.00	98,354,280.00	11,612,056.73	23,546,063.16	0.00	0.00	35,158,119.89	9,445,835.68	22,199,097.65	0.00	0.00	31,644,933.33	63,196,160.11	3,513,186.56	0.00
MOOE		679,363,670.15	237,972,037.85	917,335,708.00	71,686,671.97	138,533,621.34	0.00	0.00	210,220,293.31	58,133,122.76	107,706,262.59	0.00	0.00	165,839,385.35	707,115,414.69	9,495,134.32	34,885,773.64
FinEx (if Applicable)		0.00	0.00	0.00	0.00	0.00	0.00	0.00	0.00	0.00	0.00	0.00	0.00	0.00	0.00	0.00	0.00
CO		96,580,070.00	718,707,002.00	815,287,072.00	1,632,463.00	40,639,801.83	0.00	0.00	42,272,264.83	884,463.00	1,669,459.39	0.00	0.00	2,553,922.39	773,014,807.17	680,400.00	39,037,942.44
GRAND TOTAL		1,197,234,760.15	1,240,347,339.85	2,437,582,100.00	108,353,638.62	262,186,700.44	0.00	0.00	370,540,339.06	82,955,085.93	166,845,493.35	0.00	0.00	249,800,579.28	2,067,041,760.94	21,735,108.71	99,004,651.07
PS		93,479,220.00	5,440,000.00	98,919,220.00	11,612,056.73	23,546,063.16	0.00	0.00	35,158,119.89	9,445,835.68	22,199,097.65	0.00	0.00	31,644,933.33	63,761,100.11	3,513,186.56	0.00
MOOE		964,746,540.15	297,100,637.85	1,261,847,178.00	94,732,118.89	189,186,242.85	0.00	0.00	283,918,361.74	72,624,787.25	142,862,836.31	0.00	0.00	215,487,623.56	977,928,816.26	17,541,522.15	50,889,216.03
FinEx (if Applicable)		0.00	0.00	0.00	0.00	0.00	0.00	0.00	0.00	0.00	0.00	0.00	0.00	0.00	0.00	0.00	0.00
CO		139,009,000.00	937,806,702.00	1,076,815,702.00	2,009,463.00	49,454,394.43	0.00	0.00	51,463,857.43	884,463.00	1,783,559.39	0.00	0.00	2,668,022.39	1,025,351,844.57	680,400.00	48,115,435.04

Certified Correct:

 RAMOS, ROMEO LANDICHO
 Budget Officer
 Date:

Certified Correct:

 FALO, DANIEL JOHN FROGOSA
 Accountant
 Date:

Recommending Approval:

 RAMOS, ROMEO LANDICHO
 Director, FMS
 Date:

Approved:

 RONQUILLO, TRESO ALGOS
 University President
 Date: