

QUARTERLY PHYSICAL REPORT OF OPERATION

As of June 30, 2024

Department : State Universities and Colleges (SUCs)
 Agency/Entity : Batangas State University
 Operating Unit : < not applicable >
 Organization Code (UACS) : 08 038 0000000


Particulars	UACS CODE	Physical Target (Budget Year)					Physical Accomplishment (Budget Year)					Variance as of June 30, 2024	Remarks
		1st Quarter	2nd Quarter	3rd Quarter	4th Quarter	Total	1st Quarter	2nd Quarter	3rd Quarter	4th Quarter	Total		
1	2	3	4	5	6	7	8	9	10	11	12	13	14
HIGHER EDUCATION PROGRAM	3101000000000000												
OO : Relevant and quality tertiary education ensured to achieve inclusive growth and access of poor but deserving students to quality tertiary education increased													
Outcome Indicator(s)													
1. Percentage of first-time licensure exam takers that pass the licensure exams													
		69.00%	69.00%	69.00%	69.00%	69.00%	83.54% (609/729)	60.31% (43,4718)			72.01% (1,042/1,447)	3.01%	
2. Percentage of graduates (2 years prior) that are employed													
					90.00%	90.00%	-				-	-	Target is set in 4th Quarter. The graduate tracer study, approved by the University President, is currently undergoing system development, with the projected completion of the system possible by first week of August 2024.
Output Indicator(s)													
1. Percentage of undergraduate students enrolled in CHED-identified and RDC-identified priority programs													
				65.00%		65.00%	-				-	-	Target is set in 3rd Quarter
2. Percentage of undergraduate programs with accreditation													
					98.00%	98.00%	-				-	-	Target is set in 4th Quarter
ADVANCED EDUCATION PROGRAM	3201000000000000												
OO : Higher education research improved to promote economic productivity and innovation													
Outcome Indicator(s)													
1. Percentage of graduate school faculty engaged in research work applied in any of the following													
					26.00%	26.00%	-				-	-	Target is set in 4th Quarter
a. pursuing advanced research degree programs (Ph.D.) or													
b. actively pursuing within the last three (3) years (investigative research, basic and applied scientific research, policy research, social science research) or													
c. producing technologies for commercialization or livelihood improvement or													
d. whose research work resulted in an extension program													


Department : State Universities and Colleges (SUCs)
 Agency/Entity : Batangas State University
 Operating Unit : < not applicable >
 Organization Code (UACS) : 08 038 0000000


Particulars	UACS CODE	Physical Target (Budget Year)					Physical Accomplishment (Budget Year)					Variance as of June 30, 2024	Remarks
		1st Quarter	2nd Quarter	3rd Quarter	4th Quarter	Total	1st Quarter	2nd Quarter	3rd Quarter	4th Quarter	Total		
1	2	3	4	5	6	7	8	9	10	11	12	13	14
Output Indicator(s)													
1. Percentage of graduate students enrolled in research degree programs				76.00%		76.00%	-				-	-	Target is set in 3rd Quarter
2. Percentage of accredited graduate programs					95.00%	95.00%	-				-	-	Target is set in 4th Quarter
RESEARCH PROGRAM	320200000000000												
OO : Higher education research improved to promote economic productivity and innovation													
Outcome Indicator(s)													
1. Number of research outputs in the last three years utilized by the industry or by other beneficiaries		5	5	6	6	22	4	6			10	-12	The target for 2nd quarter was 5, and the actual accomplishment was 6, hence, exceeding the target. On the other hand, the target to date was 10, and the actual accomplishment was 10, resulting in 0 variance as of 2nd quarter. The target for this quarter was successfully achieved, and the variance from the last quarter was addressed by strengthening partnerships with industries and other stakeholders. However, the indicated variance of -12 pertains to the accomplishment to date minus the total annual target.
Output Indicator(s)													
1. Number of research outputs completed within the year		5	5	5	5	20	10	15			25	5	The target for 2nd quarter was 5, and the actual accomplishment was 15, hence, exceeding the target. On the other hand, the target to date was 10, was exceeded with 25 accomplishments. Said accomplishments were achieved through the implementation of various research programs, such as research forums, and through strategic efforts aimed at enhancing research and development within the University. Meanwhile, the variance of 5 indicates that the University has surpassed its target for this indicator, calculated as the accomplishment to date minus the total annual target.
2. Percentage of research outputs published in internationally-refereed or CHED recognized journal within the year		2.50%	2.50%	2.50%	2.50%	10.00%	0.00%	1.32% (1/76)			1.32%	-8.68%	The target as of the 2nd quarter was 5%, and the actual accomplishment was 1.32%, resulting in -3.68% variance for the quarter. Meanwhile, the variance of -8.48% pertains to the accomplishment to date minus the total annual target.
TECHNICAL ADVISORY EXTENSION PROGRAM	330100000000000												
OO : Community engagement increased													
Outcome Indicator(s)													

Department : State Universities and Colleges (SUCs)
 Agency/Entity : Batangas State University
 Operating Unit : < not applicable >
 Organization Code (UACS) : 08 038 0001 000

Particulars	UACS CODE	Physical Target (Budget Year)					Physical Accomplishment (Budget Year)					Variance as of June 30, 2024	Remarks
		1st Quarter	2nd Quarter	3rd Quarter	4th Quarter	Total	1st Quarter	2nd Quarter	3rd Quarter	4th Quarter	Total		
1	2	3	4	5	6	7	8	9	10	11	12	13	14
1. Number of active partnerships with LGUs, industries, NGCs, NGAs, SMEs, and other stakeholders as a result of extension activities		47	35	17	17	116	31	35			66	-50	The target for 2nd quarter was 35, and the actual accomplishment was 35, thus, no variance. On the other hand, the target to date was 82, but the actual accomplishment was 66 resulting in a variance of -16 as of 2nd quarter. Subsequently, the indicated variance of -50 pertains to the accomplishment to date minus the total annual target.
Output Indicator(s)													
1. Number of trainees weighted by the length of training		1,438	3,834	1,438	2,876	9,586	1,597.50	2,584.25			4,181.75	-5404.25	The target for 2nd quarter was 3,834, and the actual accomplishment was 2,584.25, thus, having a variance of -1,249.75. On the other hand, the target to date was 5,272, but the actual accomplishment was 4,181.75, resulting in a variance of -1,090.25 as of 2nd quarter. Meanwhile, the indicated variance of -5,404.25 pertains to the accomplishment to date minus the total annual target.
2. Number of extension programs organized and supported consistent with the SUC's mandated and priority programs		51	135	51	102	339	67	155			222	-177	The target for 2nd quarter was 135, and the actual accomplishment was 135, exceeding the target. On the other hand, the target to date was 186, yet the actual accomplishment surpassed it with 222. This indicates the strong commitment of the University to making significant contributions to national development through its initiatives and accomplishments. Meanwhile, the indicated variance of -177 pertains to the accomplishment to date minus the total annual target.
3. Percentage of beneficiaries who rate the training course/s as satisfactory or higher in terms of quality and relevance		96.00%	96.00%	96.00%	96.00%	96.00%	99.94% (1,770/1,771)	99.93% (2,979/2,981)			99.94% (4,749.4752)	3.94%	The target to date was 96%, yet the actual accomplishment surpassed it with 99.94%. This highlights the quality of training provided by the University to its beneficiaries and the significant impact and benefits they receive from it. Meanwhile, the variance of 3.94% indicates that the University has surpassed its target for this indicator, calculated as the accomplishment to date minus the total annual target.

Prepared By:

 Dr. CARMELITA JOY DELGADO
 Planning Officer
 Date:

In coordination with:

 Ms. CZARITA YVETTE A. PINEIDA
 Budget Officer
 Date:

Approved By:

 Dr. THERESA A. RONCULLON
 Agency Head
 Date:
