

**SUMMARY OF APPROPRIATIONS, ALLOTMENTS, OBLIGATIONS, DISBURSEMENTS AND BALANCES BY OBJECT OF EXPENDITURES**  
**As at the Quarter Ending September 30, 2024**

Department : State Universities and Colleges (SUCs)  
 Agency : Batangas State University  
 Operating Unit : < not applicable >  
 Organization Code (UACS) : 08 038 0000000  
 Fund Cluster : 01 Regular Agency Fund  
 (e.g. UACS Fund Cluster: 01-Regular Agency Fund, 02-Foreign Assisted Projects Fund, 03-Special Account-Locally Funded/Domestic Grants Fund, and 04-Special Account-Foreign Assisted/Foreign Grants Fund)

	Current Year Appropriations
	Supplemental Appropriations
X	Continuing Appropriations

Particulars	UACS CODE	Appropriations			Allotments						Obligations				
		Authorized Appropriations	Adjustments (Transfer To/From, Modifications/Augmentations)	Adjusted Appropriations	Allotments		Adjustments (Reductions, Modifications/Augmentations)	Transfer To	Transfer From	Adjusted Allotments	1st Quarter Ending March 31	2nd Quarter Ending June 30	3rd Quarter Ending September 30	4th Quarter Ending December 31	Total
					SARO	Unobligated									
1	2	3	4	5=(3+4)	6	7	8	9	10	11={6+7+(-)8}	12	13	14	15	16=(12+13+14)
<b>SUMMARY</b>		108,328,327.65	-	108,328,327.65	-	108,328,327.65	-	-	-	108,328,327.65	3,244,097.75	52,833,511.62	1,207,208.75	-	57,084,818.12
Unobligated Allotment		108,328,327.65	-	108,328,327.65	-	108,328,327.65	-	-	-	108,328,327.65	3,244,097.75	52,833,511.62	1,207,208.75	-	57,084,818.12
<b>I. AGENCY SPECIFIC BUDGET</b>		108,328,327.65	-	108,328,327.65	-	108,328,327.65	-	-	-	108,328,327.65	3,244,097.75	52,833,511.62	1,207,208.75	-	57,084,818.12
Maintenance and Other Operating Expenses		38,241,039.28	-	38,241,039.28	-	38,241,039.28	-	-	-	38,241,039.28	3,244,097.75	5,780,511.62	1,005,757.71	-	10,030,367.08
Training and Scholarship Expenses		-	1,296,536.00	1,296,536.00	-	-	1,296,536.00	-	-	1,296,536.00	766,600.00	506,370.00	9,759.14	-	1,282,729.14
Training Expenses	5020201000	-	1,296,536.00	1,296,536.00	-	-	1,296,536.00	-	-	1,296,536.00	766,600.00	506,370.00	9,759.14	-	1,282,729.14
Training Expenses	5020201002	-	1,296,536.00	1,296,536.00	-	-	1,296,536.00	-	-	1,296,536.00	766,600.00	506,370.00	9,759.14	-	1,282,729.14
Supplies and Materials Expenses		-	4,471,334.32	4,471,334.32	-	-	4,471,334.32	-	-	4,471,334.32	613,850.00	3,497,247.52	146,368.40	-	4,257,465.92
Office Supplies Expenses	5020301000	-	3,500.00	3,500.00	-	-	3,500.00	-	-	3,500.00	3,500.00	-	-	-	3,500.00
Office Supplies Expenses	5020301002	-	3,500.00	3,500.00	-	-	3,500.00	-	-	3,500.00	3,500.00	-	-	-	3,500.00
Medical, Dental and Laboratory Supplies Expenses	5020308000	-	203,600.00	203,600.00	-	-	203,600.00	-	-	203,600.00	3,600.00	200,000.00	-	-	203,600.00
Semi-Expendable Machinery and Equipment	5020321000	-	1,796,019.52	1,796,019.52	-	-	1,796,019.52	-	-	1,796,019.52	299,700.00	1,496,319.52	80,617.40	-	1,715,402.12
Office Equipment	5020321002	-	413,900.00	413,900.00	-	-	413,900.00	-	-	413,900.00	-	413,900.00	1.00	-	413,899.00
Information and Communications Technology	5020321003	-	237,000.00	237,000.00	-	-	237,000.00	-	-	237,000.00	237,000.00	-	66,166.40	-	170,833.60
Medical Equipment	5020321010	-	860,259.52	860,259.52	-	-	860,259.52	-	-	860,259.52	-	860,259.52	-	-	860,259.52
Other Machinery and Equipment	5020321099	-	284,860.00	284,860.00	-	-	284,860.00	-	-	284,860.00	62,700.00	222,160.00	14,450.00	-	270,410.00
Semi-Expendable Furniture, Fixtures and Books	5020322000	-	2,171,214.80	2,171,214.80	-	-	2,171,214.80	-	-	2,171,214.80	20,000.00	1,790,978.00	349,035.80	-	2,160,013.80
Furniture and Fixtures	5020322001	-	2,171,214.80	2,171,214.80	-	-	2,171,214.80	-	-	2,171,214.80	20,000.00	1,790,978.00	349,035.80	-	2,160,013.80
Other Supplies and Materials Expenses	5020399000	-	297,000.00	297,000.00	-	-	297,000.00	-	-	297,000.00	287,050.00	9,950.00	122,050.00	-	174,950.00
Utility Expenses		-	119,923.00	119,923.00	-	-	119,923.00	-	-	119,923.00	-	-	119,923.00	-	119,923.00
Electricity Expenses	5020402000	-	119,923.00	119,923.00	-	-	119,923.00	-	-	119,923.00	-	-	119,923.00	-	119,923.00
Communication Expenses		-	27,751.31	27,751.31	-	-	27,751.31	-	-	27,751.31	-	-	27,751.31	-	27,751.31
Telephone Expenses	5020502000	-	27,751.31	27,751.31	-	-	27,751.31	-	-	27,751.31	-	-	27,751.31	-	27,751.31
Landline	5020502002	-	27,751.31	27,751.31	-	-	27,751.31	-	-	27,751.31	-	-	27,751.31	-	27,751.31
Survey, Research, Exploration and		2,000,000.00	1,995,442.98	4,557.02	-	2,000,000.00	1,995,442.98	-	-	4,557.02	-	-	-	-	-
Research, Exploration and Development Expenses	5020702000	2,000,000.00	1,995,442.98	4,557.02	-	2,000,000.00	1,995,442.98	-	-	4,557.02	-	-	-	-	-
Research, Exploration and Development	5020702002	2,000,000.00	1,995,442.98	4,557.02	-	2,000,000.00	1,995,442.98	-	-	4,557.02	-	-	-	-	-
Professional Services		-	2,696,877.81	2,696,877.81	-	-	2,696,877.81	-	-	2,696,877.81	1,034,783.92	1,203,876.94	458,216.95	-	2,696,877.81


Particulars	UACS CODE	Disbursements					Balances			
		1st Quarter Ending March 31	2nd Quarter Ending June 30	3rd Quarter Ending September 30	4th Quarter Ending December 31	Total	Unused Funds		Unpaid Obligations (16-21)=(24+25)	
							Unreleased Appropriations	Unobligated Allotments	Due and Demandable	Not Yet Due and Demandable
1	2	17	18	19	20	21=(17+18+19+)	22=(5-11)	23=(11-16)	24	25
<b>SUMMARY</b>		1,403,126.75	2,263,489.31	48,853,365.94	-	52,519,982.00	-	51,243,509.53	619,584.70	3,945,251.42
Unobligated Allotment		1,403,126.75	2,263,489.31	48,853,365.94	-	52,519,982.00	-	51,243,509.53	619,584.70	3,945,251.42
<b>I. AGENCY SPECIFIC BUDGET</b>		1,403,126.75	2,263,489.31	48,853,365.94	-	52,519,982.00	-	51,243,509.53	619,584.70	3,945,251.42
Maintenance and Other Operating Expenses		1,403,126.75	2,263,489.31	4,355,315.94	-	8,021,932.00	-	28,210,672.20	619,584.70	1,388,850.38
Training and Scholarship Expenses		15,000.00	274,500.00	949,759.14	-	1,239,259.14	-	13,806.86	43,470.00	-
Training Expenses	5020201000	15,000.00	274,500.00	949,759.14	-	1,239,259.14	-	13,806.86	43,470.00	-
Training Expenses	5020201002	15,000.00	274,500.00	949,759.14	-	1,239,259.14	-	13,806.86	43,470.00	-
Supplies and Materials Expenses		-	171,787.43	2,708,958.11	-	2,880,745.54	-	213,868.40	-	1,376,720.38
Office Supplies Expenses	5020301000	-	-	-	-	-	-	-	-	3,500.00
Office Supplies Expenses	5020301002	-	-	-	-	-	-	-	-	3,500.00
Medical, Dental and Laboratory Supplies Expenses	5020308000	-	-	66,030.00	-	66,030.00	-	-	-	137,570.00
Semi-Expendable Machinery and Equipment	5020321000	-	156,390.93	715,287.66	-	871,678.59	-	80,617.40	-	843,723.53
Office Equipment	5020321002	-	-	7,999.00	-	7,999.00	-	1.00	-	405,900.00
Information and Communications Technology	5020321003	-	-	165,331.60	-	165,331.60	-	66,166.40	-	5,502.00
Medical Equipment	5020321010	-	-	453,729.75	-	453,729.75	-	-	-	406,529.77
Other Machinery and Equipment	5020321099	-	156,390.93	88,227.31	-	244,618.24	-	14,450.00	-	25,791.76
Semi-Expendable Furniture, Fixtures and Books	5020322000	-	15,396.50	1,894,590.45	-	1,909,986.95	-	11,201.00	-	250,026.85
Furniture and Fixtures	5020322001	-	15,396.50	1,894,590.45	-	1,909,986.95	-	11,201.00	-	250,026.85
Other Supplies and Materials Expenses	5020399000	-	-	33,050.00	-	33,050.00	-	122,050.00	-	141,900.00
Utility Expenses		-	-	119,923.00	-	119,923.00	-	-	-	-
Electricity Expenses	5020402000	-	-	119,923.00	-	119,923.00	-	-	-	-
Communication Expenses		-	-	26,280.82	-	26,280.82	-	-	1,470.49	-
Telephone Expenses	5020502000	-	-	26,280.82	-	26,280.82	-	-	1,470.49	-
Landline	5020502002	-	-	26,280.82	-	26,280.82	-	-	1,470.49	-
Survey, Research, Exploration and		-	-	-	-	-	-	4,557.02	-	-
Research, Exploration and Development Expenses	5020702000	-	-	-	-	-	-	4,557.02	-	-
Research, Exploration and Development	5020702002	-	-	-	-	-	-	4,557.02	-	-
Professional Services		930,347.92	1,278,149.72	78,053.57	-	2,286,551.21	-	-	410,326.60	-

Particulars	UACS CODE	Appropriations			Allotments						Obligations				
		Authorized Appropriations	Adjustments (Transfer To/From, Modifications/ Augmentations)	Adjusted Appropriations	Allotments		Adjustments (Reductions, Modifications/ Augmentations)	Transfer To	Transfer From	Adjusted Allotments	1st Quarter Ending March 31	2nd Quarter Ending June 30	3rd Quarter Ending September 30	4th Quarter Ending December 31	Total
					SARO	Unobligated									
1	2	3	4	5=(3+4)	6	7	8	9	10	11=[(8+7+(-)8)-	12	13	14	15	16=(12+13+14+
Other Professional Services	5021199000		2,696,877.81	2,696,877.81			2,696,877.81			2,696,877.81	1,034,783.92	1,203,876.94	458,216.95		2,696,877.81
<b>General Services</b>		-	<b>1,293,961.29</b>	<b>1,293,961.29</b>	-	-	<b>1,293,961.29</b>	-	-	<b>1,293,961.29</b>	<b>644,907.85</b>	<b>414,602.16</b>	<b>234,451.28</b>	-	<b>1,293,961.29</b>
Security Services	5021203000		62,075.00	62,075.00			62,075.00			62,075.00		62,075.00			62,075.00
Other General Services	5021299000	-	1,231,886.29	1,231,886.29	-	-	1,231,886.29	-	-	1,231,886.29	644,907.85	352,527.16	234,451.28	-	1,231,886.29
Other General Services	5021299099		1,231,886.29	1,231,886.29			1,231,886.29			1,231,886.29	644,907.85	352,527.16	234,451.28		1,231,886.29
<b>Repairs and Maintenance</b>		-	<b>69,335.00</b>	<b>69,335.00</b>	-	-	<b>69,335.00</b>	-	-	<b>69,335.00</b>	<b>69,335.00</b>	<b>31,635.00</b>	-	-	<b>37,700.00</b>
Repairs and Maintenance - Machinery and Equipment	5021305000	-	69,335.00	69,335.00	-	-	69,335.00	-	-	69,335.00	69,335.00	31,635.00			37,700.00
Other Machinery and Equipment	5021305099		69,335.00	69,335.00			69,335.00			69,335.00	69,335.00	31,635.00			37,700.00
<b>Other Maintenance and Operating Expenses</b>		<b>36,241,039.28</b>	<b>7,980,275.75</b>	<b>28,260,763.53</b>	-	<b>36,241,039.28</b>	<b>7,980,275.75</b>	-	-	<b>28,260,763.53</b>	<b>114,620.98</b>	<b>190,050.00</b>	<b>9,287.63</b>	-	<b>313,958.61</b>
Representation Expenses	5029903000		45,650.00	45,650.00			45,650.00			45,650.00	7,500.00	34,550.00	2,517.63		44,567.63
Rent/Lease Expenses	5029905000	-	74,000.00	74,000.00	-	-	74,000.00	-	-	74,000.00	30,000.00	44,000.00		-	74,000.00
Rents - Equipment	5029905004		74,000.00	74,000.00			74,000.00			74,000.00	30,000.00	44,000.00			74,000.00
Subscription Expenses	5029907000	-	27,870.98	27,870.98	-	-	27,870.98	-	-	27,870.98	27,870.98				27,870.98
Other Subscription Expenses	5029907099		27,870.98	27,870.98			27,870.98			27,870.98	27,870.98				27,870.98
Other Maintenance and Operating Expenses	5029999000	36,241,039.28	8,127,796.73	28,113,242.55	-	36,241,039.28	8,127,796.73	-	-	28,113,242.55	49,250.00	111,500.00	6,770.00	-	167,520.00
Other Maintenance and Operating Expenses	5029999099	36,241,039.28	8,127,796.73	28,113,242.55	-	36,241,039.28	8,127,796.73	-	-	28,113,242.55	49,250.00	111,500.00	6,770.00	-	167,520.00
<b>Capital Outlays</b>		<b>70,087,288.37</b>	-	<b>70,087,288.37</b>	-	<b>70,087,288.37</b>	-	-	-	<b>70,087,288.37</b>	-	<b>46,853,000.00</b>	<b>201,451.04</b>	-	<b>47,054,451.04</b>
<b>Property, Plant and Equipment Outlay</b>		<b>70,087,288.37</b>	-	<b>70,087,288.37</b>	-	<b>70,087,288.37</b>	-	-	-	<b>70,087,288.37</b>	-	<b>46,853,000.00</b>	<b>201,451.04</b>	-	<b>47,054,451.04</b>
Buildings and Other Structures	5060404000	20,087,288.37		20,087,288.37	-	20,087,288.37		-	-	20,087,288.37			201,451.04		201,451.04
Buildings	5060404001	18,392,979.99		18,392,979.99	-	18,392,979.99				18,392,979.99					
School Buildings	5060404002	1,694,308.38		1,694,308.38	-	1,694,308.38				1,694,308.38			201,451.04		201,451.04
Machinery and Equipment Outlay	5060405000	50,000,000.00		50,000,000.00	-	50,000,000.00		-	-	50,000,000.00		46,853,000.00			46,853,000.00
Medical Equipment	5060405011		37,465,000.00	37,465,000.00			37,465,000.00			37,465,000.00		37,465,000.00			37,465,000.00
Technical and Scientific Equipment	5060405014		3,390,000.00	3,390,000.00			3,390,000.00			3,390,000.00		3,390,000.00			3,390,000.00
Other Machinery and Equipment	5060405099	50,000,000.00	40,855,000.00	9,145,000.00		50,000,000.00	40,855,000.00			9,145,000.00		5,998,000.00			5,998,000.00
<b>GRAND TOTAL</b>		<b>108,328,327.65</b>	-	<b>108,328,327.65</b>	-	<b>108,328,327.65</b>	-	-	-	<b>108,328,327.65</b>	<b>3,244,097.75</b>	<b>52,633,511.62</b>	<b>1,207,208.75</b>	-	<b>57,084,818.12</b>


Particulars	UACS CODE	Disbursements					Balances			
		1st Quarter Ending March 31	2nd Quarter Ending June 30	3rd Quarter Ending September 30	4th Quarter Ending December 31	Total	Unused Funds		Unpaid Obligations (16-21)=(24+25)	
		17	18	19	20	21=(17+18+19+)	Unreleased Appropriations 22=(5-11)	Unobligated Allotments 23=(11-16)	Due and Demandable 24	Not Yet Due and Demandable 25
Other Professional Services	5021199000	930,347.92	1,278,149.72	78,053.57		2,286,551.21	-	-	410,326.60	-
<b>General Services</b>		<b>429,907.85</b>	<b>414,602.16</b>	<b>285,133.67</b>	-	<b>1,129,643.68</b>	-	-	<b>164,317.61</b>	-
Security Services	5021203000		62,075.00			62,075.00	-	-		-
Other General Services	5021299000	429,907.85	352,527.16	285,133.67	-	1,067,568.68	-	-	164,317.61	-
Other General Services	5021299099	429,907.85	352,527.16	285,133.67	-	1,067,568.68	-	-	164,317.61	-
<b>Repairs and Maintenance</b>		-	<b>37,700.00</b>	-	-	<b>37,700.00</b>	-	<b>31,635.00</b>	-	-
Repairs and Maintenance - Machinery and Equipment	5021305000	-	37,700.00	-	-	37,700.00	-	31,635.00	-	-
Other Machinery and Equipment	5021305099	-	37,700.00	-	-	37,700.00	-	31,635.00	-	-
<b>Other Maintenance and Operating Expenses</b>		<b>27,870.98</b>	<b>86,750.00</b>	<b>187,207.63</b>	-	<b>301,828.61</b>	-	<b>27,946,804.92</b>	-	<b>12,130.00</b>
Representation Expenses	5029903000		7,500.00	33,467.63		40,967.63	-	1,082.37		3,600.00
Rent/Lease Expenses	5029905000	-	30,000.00	44,000.00	-	74,000.00	-	-	-	-
Rents - Equipment	5029905004		30,000.00	44,000.00		74,000.00	-	-	-	-
Subscription Expenses	5029907000	27,870.98	-	-	-	27,870.98	-	-	-	-
Other Subscription Expenses	5029907099	27,870.98	-	-	-	27,870.98	-	-	-	-
Other Maintenance and Operating Expenses	5029999000	-	49,250.00	109,740.00	-	158,990.00	-	27,945,722.55	-	8,530.00
Other Maintenance and Operating Expenses	5029999099	-	49,250.00	109,740.00	-	158,990.00	-	27,945,722.55	-	8,530.00
<b>Capital Outlays</b>		-	-	<b>44,498,050.00</b>	-	<b>44,498,050.00</b>	-	<b>23,032,837.33</b>	-	<b>2,556,401.04</b>
<b>Property, Plant and Equipment Outlay</b>		-	-	<b>44,498,050.00</b>	-	<b>44,498,050.00</b>	-	<b>23,032,837.33</b>	-	<b>2,556,401.04</b>
Buildings and Other Structures	5060404000	-	-	-	-	-	-	19,885,837.33	-	201,451.04
Buildings	5060404001	-	-	-	-	-	-	18,392,979.99	-	-
School Buildings	5060404002	-	-	-	-	-	-	1,492,857.34	-	201,451.04
Machinery and Equipment Outlay	5060405000	-	-	44,498,050.00	-	44,498,050.00	-	3,147,000.00	-	2,354,950.00
Medical Equipment	5060405011			35,582,249.00		35,582,249.00	-	-	-	1,882,751.00
Technical and Scientific Equipment	5060405014			3,226,546.50		3,226,546.50	-	-	-	163,453.50
Other Machinery and Equipment	5060405099			5,689,254.50		5,689,254.50	-	3,147,000.00	-	308,745.50
<b>GRAND TOTAL</b>		<b>1,403,126.75</b>	<b>2,263,489.31</b>	<b>48,853,365.94</b>	-	<b>52,519,982.00</b>	-	<b>51,243,509.53</b>	<b>619,584.70</b>	<b>3,945,251.42</b>

This report was generated using the Unified Reporting System on October 26, 2024 02:01 PM; Status : Submitted


Certified Correct:

  
RAMOS, ROMEO LANDICHO  
 Budget Officer  
 Date:


Certified Correct:

  
FALÓ, DANIEL JOHN FROGOSA  
 Accountant  
 Date:

Recommending Approval:

  
RAMOS, ROMEO LANDICHO  
 Director, FMS  
 Date:

Approved by:

  
BONQUILLO, TIRSO ALCOS  
 Agency Head  
 Date