

QUARTERLY PHYSICAL REPORT OF OPERATION  
As of March 31, 2025

Department : State Universities and Colleges (SUCs)  
Agency/Entity : Batangas State University  
Operating Unit : < not applicable >  
Organization Code (UACS) : 08 038 00000000


Particulars	UACS CODE	Physical Target (Budget Year)					Physical Accomplishment (Budget Year)					Variance as of September 30, 2024	Remarks
		1st Quarter	2nd Quarter	3rd Quarter	4th Quarter	Total	1st Quarter	2nd Quarter	3rd Quarter	4th Quarter	Total		
1	2	3	4	5	6	7	8	9	10	11	12	13	14
HIGHER EDUCATION PROGRAM	3101000000000000												
OO : Relevant and quality tertiary education ensured to achieve inclusive growth and access of poor but deserving students to quality tertiary education increased													
Outcome Indicator(s)													
1. Percentage of first-time licensure exam takers that pass the licensure exams		69.00%	69.00%	69.00%	69.00%	69.00%	88.58% (380/429)				88.58% (380/429)	19.58%	
2. Percentage of graduates (2 years prior) that are employed					76.00%	90.00%				-	-	-	Target is set in 4th Quarter.
Output Indicator(s)													
1. Percentage of undergraduate students enrolled in CHED-identified and RDC-identified priority programs				65.00%		65.00%			-		-	-	Target is set in 3rd Quarter.
2. Percentage of undergraduate programs with accreditation					98.00%	98.00%				-	-	-	Target is set in 4th Quarter
ADVANCED EDUCATION PROGRAM	3201000000000000												
OO : Higher education research improved to promote economic productivity and innovation													
Outcome Indicator(s)													
1. Percentage of graduate school faculty engaged in research work applied in any of the following:					26.00%	26.00%				-	-	-	Target is set in 4th Quarter
a. pursuing advanced research degree programs (Ph.D.) or													
b. actively pursuing within the last three (3) years (investigative research, basic and applied scientific research, policy research, social science research) or													
c. producing technologies for commercialization or livelihood improvement or													
d. whose research work resulted in an													


Department : State Universities and Colleges (SUCs)  
Agency/Entity : Batangas State University  
Operating Unit : < not applicable >  
Organization Code (UACS) : 08 038 0000000


Particulars	UACS CODE	Physical Target (Budget Year)					Physical Accomplishment (Budget Year)					Variance as of September 30, 2024	Remarks
		1st Quarter	2nd Quarter	3rd Quarter	4th Quarter	Total	1st Quarter	2nd Quarter	3rd Quarter	4th Quarter	Total		
1	2	3	4	5	6	7	8	9	10	11	12	13	14
extension program													
Output Indicator(s)													
1. Percentage of graduate students enrolled in research degree programs				76.00%		76.00%			-		-	-	Target is set in 3rd Quarter
2. Percentage of accredited graduate programs					95.24%	95.24%			-		-	-	Target is set in 3rd Quarter
RESEARCH PROGRAM	3202000000000000												
OO : Higher education research improved to promote economic productivity and innovation													
Outcome Indicator(s)													
1. Number of research outputs in the last three years utilized by the industry or by other beneficiaries		5	5	6	6	22	2				2	-3	The target was not achieved due to delays of compliance of partners in necessary documents.
Output Indicator(s)													
1. Number of research outputs completed within the year		9	10	1	10	30	10				10	1	The target was achieved through implementation of research programs and strategies to further promote research and development in the University
2. Percentage of research outputs published in internationally-refereed or CHED recognized journal within the year		1.00%	2.00%	6.00%	6.00%	15.00%	0.00%				0.00%	-1.00%	There are additional documents required by the refereed journals that are yet to submit from the concerned faculty researchers.

Department : State Universities and Colleges (SUCs)  
Agency/Entity : Batangas State University  
Operating Unit : < not applicable >  
Organization Code (UACS) : 08 038 0000000

Particulars	UACS CODE	Physical Target (Budget Year)					Physical Accomplishment (Budget Year)					Variance as of September 30, 2024	Remarks
		1st Quarter	2nd Quarter	3rd Quarter	4th Quarter	Total	1st Quarter	2nd Quarter	3rd Quarter	4th Quarter	Total		
1	2	3	4	5	6	7	8	9	10	11	12	13	14
TECHNICAL ADVISORY EXTENSION PROGRAM	3301000000000000												
OO : Community engagement increased													
Outcome Indicator(s)													
1. Number of active partnerships with LGUs, industries, NGOs, NGAs, SMEs, and other stakeholders as a result of extension activities		41	40	27	27	135	18				18	-23	Meetings and implementation are cancelled or postponed due to unexpected change of calendar schedule of the beneficiaries and partner agencies
Output Indicator(s)													
1. Number of trainees weighted by the length of training		1,878	5,007	1,878	3,755	12,518	1481.00				1481.00	-397	Several Extension Program/Project Proposals are not yet approved due to lack of attached documents such as needs assessment result
2. Number of extension programs organized and supported consistent with the SUC's mandated and priority programs		66	177	66	133	442	54				54	-12	The variance is due to the re-scheduling of some of the activities and projects
3. Percentage of beneficiaries who rate the training course/s as satisfactory or higher in terms of quality and relevance		97.00%	97.00%	97.00%	97.00%	97.00%	99.57% (1,393 / 1,399)				99.57% (1,393 / 1,399)	2.57%	Extension projects/programs respond to the needs of the beneficiaries

Prepared By:  
  
Dr. CARMELA JOY L. DELGADO  
Planning Officer  
Date:

In coordination with:  
  
Mrs. CZARINA YVETTE A. PINEDA  
Budget Officer  
Date:

Approved By:  
  
Dr. TIRSO A. RONQUILLO  
Agency Head  
Date: