



Republic of the Philippines  
**BATANGAS STATE UNIVERSITY**  
**The National Engineering University**  
Alangilan Campus  
College of Engineering



**BOARD EXAMINATION PERFORMANCE FOR CHEMICAL ENGINEERING**

Date of Examination	First Timers			Repeaters			No. of Examinees	No. of Passers	BatStateU Passing Percentage			First Timer National Passing Percentage	National Passing Percentage	First Timer Percentage vs National Passing	Rank in Top Performing Schools
	Passed	Failed	Taker	Passed	Failed	Taker			First Timers	Repeaters	Overall				
May 2025	39	4	43	3	7	10	53	42	90.70%	30.00%	79.25%	85.58%	75.34%	20.38%	-
November 2024	41	8	49	4	16	20	69	45	83.67%	20.00%	65.22%	83.61%	72.34%	15.67%	-
May 2024	66	35	101	7	2	9	110	73	65.35%	77.78%	66.36%	76.36%	68.97%	-5.25%	-
October 2023	52	7	59	6	3	9	68	58	88.14%	66.67%	85.29%	78.42%	70.23%	25.50%	4th
May 2023	31	17	48	5	7	12	60	36	64.58%	41.67%	60.00%	68.22%	58.93%	9.59%	-
October 2022	16	25	41	6	5	11	52	22	39.02%	54.55%	42.31%	59.35%	51.25%	-23.85%	-
May 2022	30	14	44	4	4	8	52	34	68.18%	50.00%	65.38%	60.08%	56.69%	20.27%	-
October 2021	9	13	22	1	0	1	23	10	40.91%	100.00%	43.48%	51.45%	47.42%	-13.73%	-
November 2019	36	1	37	7	3	10	47	43	97.30%	70.00%	91.49%	76.71%	71.41%	36.25%	1st
May 2019	21	6	27	1	2	3	30	22	77.78%	33.33%	73.33%	60.31%	50.81%	53.08%	-
November 2018	46	0	46	6	6	12	58	52	100.00%	50.00%	89.66%	77.44%	70.66%	41.52%	3rd
May 2018	21	16	37	9	8	17	54	30	56.76%	52.94%	55.56%	60.11%	46.54%	21.95%	-
November 2017	38	6	44	0	4	4	48	38	86.36%	0.00%	79.17%	75.61%	66.56%	29.75%	-
May 2017	1	0	1	8	11	19	20	9	100.00%	42.11%	45.00%	68.63%	55.26%	80.96%	-
November 2016	25	21	46	0	5	5	51	25	54.35%	0.00%	49.02%	64.44%	58.17%	-6.57%	-
May 2016	7	7	14	8	4	12	26	15	50.00%	66.67%	57.69%	73.39%	64.13%	-22.03%	-
November 2015	22	8	30	0	5	5	35	22	73.33%	0.00%	62.86%	59.60%	53.32%	37.53%	-
May 2015	18	4	22	5	3	8	30	23	81.82%	62.50%	76.67%	74.32%	59.01%	38.65%	-
November 2014	41	4	45	6	7	13	58	47	91.11%	46.15%	81.03%	74.63%	68.43%	33.14%	3rd
April 2014	26	11	37	4	6	10	47	30	70.27%	40.00%	63.83%	63.79%	55.25%	27.19%	-
November 2013	18	5	23	2	4	6	29	20	78.26%	33.33%	68.97%	64.18%	58.31%	34.22%	-
April 2013	0	4	4	11	22	33	37	11	0.00%	33.33%	29.73%	-	46.80%	-100.00%	-

Prepared by:

  
**MARY GRACE B. BENZON**  
Administrative Assistant II

Certified Correct by:

  
**DR. CRISTINA AMOR M. ROSALES**  
College Dean



Republic of the Philippines  
**BATANGAS STATE UNIVERSITY**  
**The National Engineering University**  
Alangilan Campus  
College of Engineering



**BOARD EXAMINATION PERFORMANCE FOR CIVIL ENGINEERING**

Date of Examination	First Timers			Repeaters			No. of Examinees	No. of Passers	BatStateU Passing Percentage			First Timer National Passing Percentage	National Passing Percentage	First Timer Percentage vs National Passing	Rank in Top Performing Schools
	Passed	Failed	Taker	Passed	Failed	Taker			First Timers	Repeaters	Overall				
April 2025	9	10	19	8	35	43	62	17	47.37%	18.60%	27.42%	44.04%	29.21%	62.17%	-
November 2024	91	17	108	12	39	51	159	103	84.26%	23.53%	64.78%	49.94%	37.09%	127.18%	-
April 2024	86	62	148	42	42	84	232	128	58.11%	50.00%	55.17%	48.93%	39.32%	47.78%	-
November 2023	171	105	276	12	32	44	320	183	61.96%	27.27%	57.19%	43.45%	33.27%	86.22%	-
April 2023	31	14	45	22	38	60	105	53	68.89%	36.67%	50.48%	43.92%	34.76%	98.18%	-
November 2022	130	69	199	33	37	70	269	163	65.33%	47.14%	60.59%	44.52%	39.34%	66.06%	-
May 2022	140	61	201	12	9	21	222	152	69.65%	57.14%	68.47%	49.36%	42.35%	64.47%	-
November 2021	31	11	42	2	7	9	51	33	73.81%	22.22%	64.71%	45.97%	36.70%	101.12%	-
November 2019	12	8	20	1	18	19	39	13	60.00%	5.26%	33.33%	55.65%	43.18%	38.95%	-
May 2019	26	14	40	20	24	44	84	46	65.00%	45.45%	54.76%	52.84%	38.25%	69.93%	-
November 2018	81	25	106	5	28	33	139	86	76.42%	15.15%	61.87%	55.65%	45.11%	69.40%	-
May 2018	18	29	39	14	18	32	71	32	46.15%	43.75%	45.07%	50.27%	36.03%	28.10%	-
November 2017	61	18	79	9	25	34	113	70	77.22%	26.47%	61.95%	58.13%	48.81%	58.20%	-
May 2017	6	26	32	17	24	41	73	23	18.75%	41.46%	31.51%	49.17%	35.92%	-47.80%	-
November 2016	79	27	106	7	20	27	133	86	74.53%	25.93%	64.66%	55.34%	45.90%	62.37%	-
May 2016	8	18	26	22	26	48	74	30	30.77%	45.83%	40.54%	49.59%	38.17%	-19.39%	-
November 2015	61	46	107	2	11	13	120	63	57.01%	15.38%	52.50%	50.62%	41.50%	37.37%	-
May 2015	2	2	4	11	19	30	34	13	50.00%	36.67%	38.24%	45.80%	31.57%	58.38%	-
December 2014	74	26	100	0	10	10	110	74	74.00%	0.00%	67.27%	59.22%	49.48%	49.56%	-
May 2014	5	6	11	12	12	24	35	17	45.45%	50.00%	48.57%	57.49%	43.41%	4.71%	-
November 2013	45	19	64	3	14	17	81	48	70.31%	17.65%	59.26%	58.59%	48.12%	46.12%	-
May 2013	15	5	20	9	5	14	34	24	75.00%	64.29%	70.59%	-	42.82%	75.15%	-

Prepared by:  
  
**MARY GRACE B. BENZON**  
Administrative Assistant II

Certified Correct by:  
  
**DR. CRISTINA AMOR M. ROSALES**  
College Dean




Republic of the Philippines  
**BATANGAS STATE UNIVERSITY**  
**The National Engineering University**  
Alangilan Campus  
College of Engineering



**BOARD EXAMINATION PERFORMANCE FOR ELECTRICAL ENGINEERING**

Date of Examination	First Timers			Repeaters			No. of Examinees	No. of Passers	BatStateU Passing Percentage			First Timer National Passing Percentage	National Passing Percentage	First Timer Percentage vs National Passing	Rank in Top Performing Schools
	Passed	Failed	Taker	Passed	Failed	Taker			First Timers	Repeaters	Overall				
April 2025	115	27	142	5	13	18	160	120	80.99%	27.78%	75.00%	69.85%	61.37%	31.96%	-
August 2024	35	22	57	20	18	38	95	55	61.40%	52.63%	57.89%	66.29%	54.12%	13.46%	-
April 2024	183	55	238	12	8	20	258	195	76.89%	60.00%	75.58%	70.09%	63.64%	20.82%	-
September 2023	22	15	37	3	9	12	49	25	59.46%	25.00%	51.02%	48.15%	30.87%	92.61%	-
April 2023	86	10	96	11	10	21	117	97	89.58%	52.38%	82.91%	68.25%	57.86%	54.83%	3rd
September 2022	93	38	131	34	20	54	185	127	70.99%	62.96%	68.65%	57.28%	50.21%	41.39%	-
April 2022	136	64	200	5	1	6	206	141	68.00%	83.33%	68.45%	60.89%	54.41%	24.98%	-
September 2021	39	6	45	0	0	0	45	39	86.67%	0.00%	86.67%	72.95%	64.48%	34.41%	3rd
September 2019	35	0	35	5	8	13	48	40	100.00%	38.46%	83.33%	77.98%	67.16%	48.90%	5th
April 2019	59	9	68	0	0	0	68	59	86.76%	0.00%	86.76%	82.21%	62.79%	38.18%	8th
September 2018	65	1	66	11	6	17	83	76	98.48%	64.71%	91.57%	77.48%	66.74%	47.56%	5th
April 2018	67	17	84	2	6	8	92	69	79.76%	25.00%	75.00%	71.63%	52.12%	53.04%	-
September 2017	59	4	63	4	3	7	70	63	93.65%	57.14%	90.00%	74.34%	62.94%	48.79%	4th
April 2017	66	8	74	4	2	6	80	70	89.19%	66.67%	87.50%	67.71%	44.92%	98.55%	1st
September 2016	40	1	41	9	3	12	53	49	97.56%	75.00%	92.45%	77.95%	68.46%	42.51%	-
April 2016	80	15	95	0	1	1	96	80	84.21%	0.00%	83.33%	62.67%	41.29%	103.95%	1st
September 2015	25	0	25	1	1	2	27	26	100.00%	50.00%	96.30%	77.15%	67.23%	48.74%	1st
April 2015	39	0	39	1	4	5	44	40	100.00%	20.00%	90.91%	63.23%	46.87%	113.36%	1st
September 2014	79	2	81	3	1	4	85	82	97.53%	75.00%	96.47%	71.36%	59.82%	63.04%	1st
February 2014	35	4	39	0	5	5	44	35	89.74%	0.00%	79.55%	50.47%	34.83%	157.66%	-

Prepared by:

  
**MARY GRACE B. BENZON**  
Administrative Assistant II

Certified Correct by:

  
**DR. CRISTINA AMOR M. ROSALES**  
College Dean




Republic of the Philippines  
**BATANGAS STATE UNIVERSITY**  
**The National Engineering University**  
Alangilan Campus  
College of Engineering



**BOARD EXAMINATION PERFORMANCE FOR ELECTRONICS ENGINEERING**

Date of Examination	First Timers			Repeaters			No. of Examinees	No. of Passers	BatStateU Passing Percentage			First Timer National Passing Percentage	National Passing Percentage	First Timer Percentage vs FT National Passing	Rank in Top Performing Schools
	Passed	Failed	Taker	Passed	Failed	Taker			First Timers	Repeaters	Overall				
April 2025	50	23	73	0	6	6	79	50	68.49%	0.00%	63.29%	49.50%	45.39%	50.90%	-
October 2024	15	7	22	7	15	22	44	22	68.18%	31.82%	50.00%	49.61%	45.99%	48.25%	-
April 2024	32	32	64	11	11	22	86	43	50.00%	50.00%	50.00%	43.96%	42.49%	17.67%	-
October 2023	16	36	52	6	6	12	64	22	30.77%	50.00%	34.38%	31.18%	33.36%	-7.77%	-
April 2023	18	21	39	7	7	14	53	25	46.15%	50.00%	47.17%	35.13%	33.49%	37.81%	-
October 2022	13	29	42	4	1	5	47	17	30.95%	80.00%	36.17%	30.33%	29.69%	2.05%	-
April 2022	5	0	5	1	1	2	7	6	100.00%	50.00%	85.71%	45.35%	46.60%	114.59%	-
October 2021	2	2	4	0	0	0	4	2	50.00%	0.00%	50.00%	46.71%	47.88%	7.04%	-
October 2019	10	4	19	2	4	6	25	12	52.63%	33.33%	48.00%	51.93%	49.43%	1.35%	-
April 2019	17	1	20	2	3	6	26	19	85.00%	33.33%	73.08%	49.88%	48.92%	70.41%	-
October 2018	8	3	14	7	3	10	24	15	57.14%	70.00%	62.50%	52.38%	49.49%	9.09%	-
April 2018	27	11	45	11	5	16	61	38	60.00%	68.75%	62.30%	45.72%	45.36%	31.23%	-
October 2017	21	9	40	6	3	9	49	27	52.50%	66.67%	55.10%	49.70%	46.72%	5.63%	-
April 2017	11	4	21	6	6	14	35	17	52.38%	42.86%	48.57%	38.89%	41.27%	34.69%	-
October 2016	20	14	40	5	6	11	51	25	50.00%	45.45%	49.02%	42.67%	40.36%	17.18%	-
April 2016	7	7	19	8	5	13	32	15	36.84%	61.54%	46.88%	31.88%	36.95%	15.56%	-
October 2015	16	11	32	5	2	8	40	21	50.00%	62.50%	52.50%	40.90%	39.94%	22.25%	-
April 2015	7	13	22	4	5	11	33	11	31.82%	36.36%	33.33%	28.57%	34.95%	11.37%	-
September 2014	14	16	34	2	7	9	43	16	41.18%	22.22%	37.21%	33.27%	31.58%	23.76%	-
March 2014	5	20	26	5	5	12	38	10	19.23%	41.67%	26.32%	27.34%	35.24%	-29.66%	-
December 2013	19	6	29	6	8	15	44	25	65.52%	40.00%	56.82%	36.26%	34.51%	80.69%	-
April 2013	9	28	44	6	2	9	53	15	20.45%	66.67%	28.30%	-	37.21%	-	-

Prepared by:

  
**MARY GRACE B. BENZON**  
Administrative Assistant II

Certified Correct by:

  
**DR. CRISTINA AMOR M. ROSALES**  
College Dean




Republic of the Philippines  
**BATANGAS STATE UNIVERSITY**  
**The National Engineering University**  
Alangilan Campus  
College of Engineering



**BOARD EXAMINATION PERFORMANCE FOR MECHANICAL ENGINEERING**

Date of Examination	First Timers			Repeaters			No. of Examinees	No. of Passers	BatStateU Passing Percentage			First Timer National Passing Percentage	National Passing Percentage	First Timer Percentage vs National Passing	Rank in Top Performing Schools
	Passed	Failed	Taker	Passed	Failed	Taker			First Timers	Repeaters	Overall				
February 2025	102	15	117	3	5	8	125	105	87.18%	37.50%	84.00%	54.29%	48.91%	78.24%	2nd
August 2024	164	9	173	0	2	2	175	164	94.80%	0.00%	93.71%	44.75%	32.84%	188.67%	1st
March 2024	40	4	44	7	0	7	51	47	90.91%	100.00%	92.16%	71.29%	66.02%	37.70%	-
August 2023	120	9	129	1	2	3	132	121	93.02%	33.33%	91.67%	62.18%	50.40%	84.57%	2nd
March 2023	70	5	75	4	1	5	80	74	93.33%	80.00%	92.50%	68.56%	62.18%	50.10%	3rd
August 2022	213	10	223	14	4	18	241	227	95.52%	77.78%	94.19%	58.26%	54.15%	76.39%	1st
March 2022	153	18	171	4	1	5	176	157	89.47%	80.00%	89.20%	60.26%	56.11%	59.46%	2nd
February 2020	174	14	188	0	0	0	188	174	92.55%	0.00%	92.55%	51.27%	38.45%	140.71%	1st
August 2019	71	0	71	10	0	10	81	81	100.00%	100.00%	100.00%	76.47%	70.65%	41.54%	1st
February 2019	112	10	122	7	3	10	132	119	91.80%	70.00%	90.15%	61.53%	50.49%	81.82%	1st
August 2018	63	11	74	1	0	1	75	64	85.14%	100.00%	85.33%	66.46%	60.82%	39.98%	6th
February 2018	113	1	114	4	0	4	118	117	99.12%	100.00%	99.15%	64.71%	47.05%	110.68%	1st
September 2017	42	5	47	1	0	1	48	43	89.36%	100.00%	89.58%	73.05%	69.01%	29.49%	-
March 2017	131	1	132	1	0	1	133	132	99.24%	100.00%	99.25%	72.40%	56.88%	74.48%	1st
September 2016	93	1	94	2	0	2	96	95	98.94%	100.00%	98.96%	73.07%	69.57%	42.21%	2nd
March 2016	56	1	57	3	1	4	61	59	98.25%	75.00%	96.72%	69.91%	55.32%	77.60%	1st
September 2015	63	4	67	0	0	0	67	63	94.03%	0.00%	94.03%	58.91%	55.25%	70.19%	2nd
March 2015	84	0	84	0	0	0	84	84	100.00%	0.00%	100.00%	72.74%	59.26%	68.75%	1st
October 2014	82	1	83	1	0	1	84	83	98.80%	100.00%	98.81%	82.42%	77.06%	28.21%	1st
March 2014	86	1	87	0	0	0	87	86	98.85%	0.00%	98.85%	73.87%	60.53%	63.31%	1st
September 2013	74	0	74	2	0	2	76	76	100.00%	100.00%	100.00%	74.28%	68.87%	45.20%	1st
March 2013	56	4	60	1	1	2	62	57	93.33%	50.00%	91.94%	-	54.77%	70.41%	1st

Prepared by:

  
**MARY GRACE B. BENZON**  
Administrative Assistant II

Certified Correct by:

  
**DR. CRISTINA AMOR M. ROSALES**  
College Dean



Republic of the Philippines  
**BATANGAS STATE UNIVERSITY**  
**The National Engineering University**  
Alangilan Campus  
College of Engineering



**BOARD EXAMINATION PERFORMANCE FOR SANITARY ENGINEERING**

Date of Examination	First Timers			Repeaters			No. of Examinees	No. of Passers	BatStateU Passing Percentage			First Timer National Passing Percentage	National Passing Percentage	First Timer Percentage vs National Passing	Rank in Top Performing Schools
	Passed	Failed	Taker	Passed	Failed	Taker			First Timers	Repeaters	Overall				
February 2025	24	2	26	1	2	3	29	25	92.31%	33.33%	86.21%	78.11%	70.77%	30.43%	2nd
August 2024	4	2	6	8	6	14	20	12	66.67%	57.14%	60.00%	79.41%	67.31%	-0.96%	-
February 2024	64	20	84	0	2	2	86	64	76.19%	0.00%	74.42%	77.86%	72.00%	5.82%	-
August 2023	1	1	2	3	10	13	15	4	50.00%	23.08%	26.67%	63.64%	46.91%	6.59%	-
January 2023	40	14	54	0	1	1	55	40	74.07%	0.00%	72.73%	65.52%	62.26%	18.98%	-
August 2022	8	9	17	8	10	18	35	16	47.06%	44.44%	45.71%	43.52%	35.45%	32.75%	-
January 2022	16	15	31	5	6	11	42	21	51.61%	45.45%	50.00%	49.22%	50.28%	2.65%	-
August 2021	38	7	45	5	1	6	51	43	84.44%	83.33%	84.31%	60.37%	59.26%	42.50%	1st
January 2021	14	13	27	0	2	2	29	14	51.85%	0.00%	48.28%	59.49%	55.81%	-7.09%	-
January 2020	18	2	20	2	4	6	26	20	90.00%	33.33%	76.92%	76.79%	62.38%	44.28%	-
August 2019	24	6	30	4	1	5	35	28	80.00%	80.00%	80.00%	73.30%	69.23%	15.56%	-
January 2019	17	6	23	0	7	7	30	17	73.91%	0.00%	56.67%	72.00%	49.45%	49.47%	-
August 2018	5	3	8	2	3	5	13	7	62.50%	40.00%	53.85%	75.20%	68.15%	-8.29%	-
January 2018	17	9	26	0	2	2	28	17	65.38%	0.00%	60.71%	68.25%	52.08%	25.55%	-
August 2017	2	0	2	2	2	4	6	4	100.00%	50.00%	66.67%	61.16%	51.61%	93.76%	-
January 2017	6	3	9	6	0	6	15	12	66.67%	100.00%	80.00%	71.43%	65.26%	2.16%	1st
August 2016	14	6	20	1	7	8	28	15	70.00%	12.50%	53.57%	69.09%	58.74%	19.17%	-
January 2016	3	3	6	4	5	9	15	7	50.00%	44.44%	46.67%	68.75%	57.14%	-12.50%	-
August 2015	15	10	25	1	3	4	29	16	60.00%	25.00%	55.17%	64.60%	58.33%	2.86%	-
January 2015			11			6	17	8	0.00%	0.00%	47.06%	-	42.86%	-100.00%	-
August 2014	32	8	40	0	1	1	41	32	80.00%	0.00%	78.05%	-	63.86%	25.27%	-
September 2013	7	0	7	0	0	0	7	7	100.00%	0.00%	100.00%	-	64.66%	54.66%	1st

Prepared by:

  
**MARY GRACE B. BENZON**  
Administrative Assistant II

Certified Correct by:

  
**DR. CRISTINA AMOR M. ROSALES**  
College Dean