

QUARTERLY PHYSICAL REPORT OF OPERATION
As of December 31, 2025

Department : State Universities and Colleges (SUCs)
Agency/Entity : Batangas State University
Operating Unit : < not applicable >
Organization Code (UACS) : 08 038 0000000

Particulars	UACS CODE	Physical Target (Budget Year)					Physical Accomplishment (Budget Year)					Variance as of December 31, 2025	Remarks
		1st Quarter	2nd Quarter	3rd Quarter	4th Quarter	Total	1st Quarter	2nd Quarter	3rd Quarter	4th Quarter	Total		
1	2	3	4	5	6	7	8	9	10	11	12	13	14
HIGHER EDUCATION PROGRAM	3101000000000000												
OO : Relevant and quality tertiary education ensured to achieve inclusive growth and access of poor but deserving students to quality tertiary education increased													
Outcome Indicator(s)													
1. Percentage of first-time licensure exam													
takers that pass the licensure exams		69.00%	69.00%	69.00%	69.00%	69.00%	88.26% (684/775)	69.01% (245/355)	90.13% (1,616 /1,793)	88.06% (937/1064)	87.33% (3,482/3,987)	18.33%	The positive variance of 18.33% shows that the actual accomplishment of 87.33% surpassed the target of 69.00%. This Accomplishment Rate of 126.57% highlights the University's effective instructional strategies, thorough student preparation, and graduates' readiness to perform effectively in their profession.
2. Percentage of graduates (2 years prior)													
that are employed		-	-	-	76.00%	76.00%	-	-	-	76.00%	76.00%	0	The 100% employment rate reflects the University's strong monitoring and tracing of graduates through its in-house developed Graduate Tracing System, complemented by active alumni network initiatives across campuses.
Output Indicator(s)													
1. Percentage of undergraduate students													
enrolled in CHED-identified and RDC-													
identified priority programs		-	-	65.00%	-	65.00%	-	-	83.54% (50,236/60,134)		83.54% (50,236 /60,134)	18.54%	The positive variance of 18.54% shows that the actual accomplishment of 83.54% surpassed the target of 65%, resulting in an accomplishment rate of 128.52%. Strong enrollment reflects the University's mandate as a national engineering university to produce highly competent graduates in engineering and technology programs, aligned with national development priorities and labor market needs.
2. Percentage of undergraduate programs													
with accreditation		-	-	-	98.00%	98.00%	-	-	-	99.21% (125/126)	99.21% (125/126)	1.21%	The positive variance of 1.21% indicates that the actual accomplishment of 99.21% exceeded the target of 98%, resulting in an accomplishment rate of 101.23%. Program accreditation reflects compliance with established accreditation standards and validates that curricula, faculty qualifications, and learning resources meet the criteria set by recognized accrediting bodies.
ADVANCED EDUCATION PROGRAM	3201000000000000												
OO : Higher education research improved to promote economic productivity and innovation													
Outcome Indicator(s)													
1. Percentage of graduate school faculty													

Department : State Universities and Colleges (SUCs)
Agency/Entity : Batangas State University
Operating Unit : < not applicable >
Organization Code (UACS) : 08 038 0000000


Particulars	UACS CODE	Physical Target (Budget Year)					Physical Accomplishment (Budget Year)					Variance as of December 31, 2025	Remarks
		1st Quarter	2nd Quarter	3rd Quarter	4th Quarter	Total	1st Quarter	2nd Quarter	3rd Quarter	4th Quarter	Total		
1	2	3	4	5	6	7	8	9	10	11	12	13	14
engaged in research work applied in any of the following:		-	-	-	26.00%	26.00%	-	-	-	70.99% (93/131)	70.99% (93/131)	44.99%	The positive variance of 44.99% indicates that the actual accomplishment of 70.99% exceeded the target of 26%, resulting in an accomplishment rate of 273.05%. The high level of faculty engagement in applied research ensures that instruction is research-based, relevant, and aligned with current industry practices and disciplinary standards.
a. pursuing advanced research degree programs (Ph.D.) or													
b. actively pursuing within the last three (3) years (investigative research, basic and applied scientific research, policy research, social science research) or													
c. producing technologies for commercialization or livelihood improvement or													
d. whose research work resulted in an extension program													
Output Indicator(s)													
1. Percentage of graduate students enrolled in research degree programs		-	-	76.00%	-	76.00%	-	-	89.41% (1,806/2,020)	-	89.41% (1,806/2,020)	13.41%	The positive variance of 13.41% indicates that the actual accomplishment of 89.41% exceeded the target of 76%, resulting in an accomplishment rate of 117.64%. High enrolment in research degree programs shows the University's capacity to cultivate advanced scholarly inquiry and reflects students' active engagement in knowledge generation and innovation.
2. Percentage of accredited graduate programs		-	-	95.24%	-	95.24%	-	-	-	100.00 (34% /34)	100.00% (34/34)	4.76%	The positive variance of 4.76% indicates that the actual accomplishment of 100% exceeded the target of 95.24%, resulting in an accomplishment rate of 105%. Accreditation of graduate programs ensures compliance with quality standards and maintains relevance to the academic and professional community, reflecting the University's commitment to excellence in advanced education.
RESEARCH PROGRAM	3202000000000000												
OO : Higher education research improved to promote economic productivity and innovation													
Outcome Indicator(s)													
1. Number of research outputs in the last three years utilized by the industry or by other beneficiaries		5	5	6	6	22	2	8	2	11	23	1	The positive variance of 1 indicates that


Department : State Universities and Colleges (SUCs)
Agency/Entity : Batangas State University
Operating Unit : < not applicable >
Organization Code (UACS) : 08 038 0000000


Particulars	UACS CODE	Physical Target (Budget Year)					Physical Accomplishment (Budget Year)					Variance as of December 31, 2025	Remarks
		1st Quarter	2nd Quarter	3rd Quarter	4th Quarter	Total	1st Quarter	2nd Quarter	3rd Quarter	4th Quarter	Total		
1	2	3	4	5	6	7	8	9	10	11	12	13	14
													the actual accomplishment of 23 exceeded the target of 22, resulting in an accomplishment rate of 104.55%. Research outputs utilized by stakeholders highlight their societal and industry relevance, reflecting the impact of the University's scholarly work and the strong collaboration with external partners.
Output Indicator(s)													
1. Number of research outputs completed													
within the year		10	11	-	9	30	10	13	4	21	48	18	The positive variance of 18 indicates that the actual accomplishment of 48 exceeded the target of 30, resulting in an accomplishment rate of 160%. This reflects the University's robust research programs and its strong capacity as a national engineering university to generate innovative solutions in engineering, technology, and applied sciences that address societal and industry challenges.
2. Percentage of research outputs published													
in internationally-refereed or CHED													
recognized journal within the year		1.00%	2.00%	6.00%	6.00%	15.00%	0.00%	0.00%	8.64% (7/81)	13.33% (14/105)	20.00% (21/105)	5.00%	The positive variance of 5% indicates that the actual accomplishment of 20% exceeded the target of 15, resulting in an accomplishment rate of 133.33%. High publication rates reflect the scholarly rigor and quality of research conducted by faculty, evidenced by the high acceptance rate of manuscripts in internationally-refereed or CHED recognized journal and the substantial number of research outputs completed within the year.
TECHNICAL ADVISORY EXTENSION PROGRAM	3301000000000000												
OO : Community engagement increased													
Outcome Indicator(s)													
1. Number of active partnerships with													
LGUs, industries, NGOs, NGAs, SMEs, and													
other stakeholders as a result of extension													
activities		41	40	27	27	135	18	26	10	81	135	0	The positive variance of 54 in the 4th quarter reflects an actual accomplishment of 81 against a target of 27, addressing backlogs from earlier quarters. Despite this adjustment, the annual target of 135 was successfully met.
Output Indicator(s)													
1. Number of trainees weighted by the													
length of training		1,878	5,007	1,878	3,755	12,518	1,481.00	2,856.25	1,661.75	6,822.75	12,621.75	103.75	The positive variance of 3,067.75 in the 4th quarter reflects an actual accomplishment of 6,822.75 against a target of 3,755, addressing backlogs from earlier quarters. The annual target


Department : State Universities and Colleges (SUCs)
Agency/Entity : Batangas State University
Operating Unit : < not applicable >
Organization Code (UACS) : 08 038 0000000

Particulars	UACS CODE	Physical Target (Budget Year)					Physical Accomplishment (Budget Year)					Variance as of December 31, 2025	Remarks
		1st Quarter	2nd Quarter	3rd Quarter	4th Quarter	Total	1st Quarter	2nd Quarter	3rd Quarter	4th Quarter	Total		
1	2	3	4	5	6	7	8	9	10	11	12	13	14
													of 12,518 was exceeded, with a total accomplishment of 12,621.75, resulting in an accomplishment rate of 100.83%.
2. Number of extension programs organized and supported consistent with the SUC's mandated and priority programs		66	177	66	133	442	54	120	74	209	457	15	The positive variance of 76 in the 4th quarter reflects an actual accomplishment of 209 against a target of 133, addressing backlogs from earlier quarters. The annual target of 442 was exceeded, with a total accomplishment of 457, resulting in an accomplishment rate of 103.39%.
3. Percentage of beneficiaries who rate the training course/s as satisfactory or higher in terms of quality and relevance		97.00%	97.00%	97.00%	97.00%	97.00%	99.57% (1,393/1,399)	99.96% (2,733/2,734)	100.00% (1,635/1,635)	99.52% (6,819/6,852)	99.68% (12,580 /12,620)	2.68%	The positive variance of 2.68% indicates that the actual accomplishment of 99.68% exceeded the target of 97, resulting in an accomplishment rate of 102.77%. High satisfaction ratings indicate that the training courses are effectively designed and delivered to meet the learning needs of the beneficiaries.

Prepared By:

Dr. GARMELA JOY L. DELGADO
Planning Officer
Date: January 28, 2026

Prepared By:

Mrs. CZARINA YVETTE A. PINEDA
Budget Officer
Date: January 28, 2026

Approved By:

Dr. TIRSO A. RONQUILLO
Agency Head
Date: January 28, 2026

For the University President,

Atty. NOEL ALBERTO S. OMANDAP
OIC-Office of the University President
Vice President for Administration and Finance